

R
22/5/24
E
20/5/24

REPORT ON
ENERGY, ENVIRONMENT AND GREEN
AUDIT



DHARMAMURTHI RAO BAHADUR CALAVALA
CUNNAN CHETTY HINDU COLLEGE

DHARMAMURTHI NAGAR, PATTABIRAM, CHENNAI – 600 072

AUDIT CONDUCTED AND REPORT PREPARED BY



NIN ENERGY INDIA PRIVATE LIMITED
JUSA COMPLEX, NEW NO 47, OLD NO 21/2
PONNIAMMAN KOIL STREET, KOTTUR,
CHENNAI-600085
TAMILNADU, INDIA.

APRIL 2024

ACKNOWLEDGEMENT

We thank management of **DHARMAMURTHI RAO BAHADUR CALAVALA CUNNAN CHETTY HINDU COLLEGE** for awarding the Energy, Environment and Green Audit study at their facility at DHARMAMURTHI NAGAR, PATTABIRAM, CHENNAI – 600 072 to NIN Energy India Private Limited. This report is the result of Energy Audit conducted at **DHARMAMURTHI RAO BAHADUR CALAVALA CUNNAN CHETTY HINDU COLLEGE** from 03/04/2024.

We wish to thank the management of **DHARMAMURTHI RAO BAHADUR CALAVALA CUNNAN CHETTY HINDU COLLEGE** for the support during the audit and for successful completion of the audit.

For NIN ENERGY INDIA PRIVATE LIMITED



(B. SENTHILKUMAR)

ACCREDITED ENERGY AUDITOR (AEA 023)



Table of Contents

ACKNOWLEDGEMENT	2
ABBREVIATIONS	5
1.0 INTRODUCTION ABOUT GREEN AUDIT.....	6
2.0 OBJECTIVES	6
3.0 ABOUT THE COLLEGE.....	7
4.0 ABOUT NIN ENERGY INDIA PRIVATE LIMITED	8
4.1 AUDIT TEAM	8
4.2 INSTRUMENTS USED FOR THE AUDIT.....	9
5.0 LOCATION OF THE INSTITUTION	9
6.0 ENVIRONMENTAL AUDIT	9
7.0 TRANSPORTATION AT COLLEGE	11
8.0 GREEN AUDIT.....	12
8.1 LAND USE ANALYSIS	12
8.2 THE INSTITUTIONAL INITIATIVES FOR GREENING THE CAMPUS ARE AS FOLLOWS.....	13
9.0 Routine Green Practices	14
10.0 WATER AUDIT.....	14
10.1 DRINKING WATER PROCESS	15
10.2 DOMESTIC WATER PROCESS	16
11.0 WATER CONSERVATION FACILITIES AVAILABLE IN THE INSTITUTION	17
11.1 Rainwater harvesting.....	17
12.0 WATER CONSERVATION MEASURES.....	18
12.1 Replacement of normal water taps with water efficient taps.....	18
12.2 Proposal for Installing Drip Water Irrigation System for Trees and Plants.....	18
13.0 WASTE DISPOSAL OF COLLEGE.....	19
14.0 WASTE MANAGEMENT.....	19
14.1 ORGANIC WASTE TO COMPOST PLANT	19
15.0 AIR QUALITY OF THE COLLEGE.....	20

16.0	NOISE LEVEL IN THE SURROUNDING OF COLLEGE.....	23
17.0	LUX MEASUREMENT	27
18.0	ENERGY AUDIT	30
18.1	ANNUAL ENERGY CONSUMPTION BY MAJOR LOADS	30
18.2	PRESENT ELECTRICAL ENERGY SYSTEM AND ELECTRICAL BILL ANALYSIS.....	31
18.3	LIGHTING DETAILS.....	46
18.4	FAN DETAILS	55
18.5	WINDOW AIR CONDITIONER DETAILS	64
18.6	SPLIT AIR CONDITIONER DETAILS	65
18.7	OTHER INVENTORY DETAILS.....	66
19.0	EXECUTIVE SUMMARY	69
20.0	ENERGY CONSERVATIVE MEASURES.....	70
20.1	Replace existing Tube light to LED Tube Light.....	70
20.2	Replace existing Conventional fan to BLDC Fan.....	71
20.3	Replace existing 2 TR Window AC to 2 TR 5 -Star Invertor Split AC	72
20.4	Replace existing 2 TR Split AC to 2 TR 5 -Star Invertor Split AC.....	73
21.0	ALTERNATE SOURCES OF ENERGY	74
21.1	SOLAR ENERGY	74
22.0	IMPLEMENTED ACTIVITIES OF 2023- 2024	76
23.0	ACCREDITED ENERGY AUDITOR CERTIFICATES	84

ABBREVIATIONS

EE	Energy Efficiency
Dept	Department
EER	Energy Efficiency Ratio
INR	Indian Rupees
KLD	Kilo Litre Per Day
kWh	Kilo Watt Hour
LED	Light Emitting Diode
LPG	Liquified Petroleum Gas
t CO ₂	Tonne Of Co ₂
FTL	Fluorescent Tube Light

1.0 INTRODUCTION ABOUT GREEN AUDIT

Green Audit is the process of assessing the environmental impact of an organization, process, project, product, etc.

Green Audit is assigned to the Criteria 7 of NAAC, National Assessment and Accreditation Council which is a self-governing organization of India that declares the institutions as Grade A, Grade B or Grade C according to the scores assigned at the time of accreditation.

2.0 OBJECTIVES

In recent time, the Green Audit of an institution has been becoming a paramount important for self-assessment of the institution which reflects the role of the institution in mitigating the present environmental problems.

The college has been putting efforts to keep our environment clean since its inception. Therefore, the purpose of the present green audit is to identify, quantify, describe and prioritize framework of Environment Sustainability in compliance with the applicable regulations, policies and standards.

The main objectives of carrying out Green Audit are:

- To map the Geographical Location of the college
- To document the floral and faunal diversity of the college
- To record the meteorological parameter of college
- To document the ambient environmental condition of weather, air, water and noise of the college
- To document the waste disposal system
- To estimate the Energy requirements of the college
- To report the expenditure on green initiatives during the last five years

3.0 ABOUT THE COLLEGE

The Dharmamurthi Rao Bahadur Calavala Cunnan Chetty's Hindu College was established in 1969 in Pattabiram, a semi-urban area of Chennai, to honor the birth centenary of our esteemed founder, Dharmamurthi Rao Bahadur Calavala Cunnan Chetty Garu, whose contributions were recognized by Dr. Annie Besant and Mahakavi Bharathiar.

Located approximately 25 kilometers from Chennai on the Chennai-Thiruvallur High Road, our college is easily accessible by both city buses and suburban trains. The college is conveniently situated near the 'Hindu College' railway station, a testament to the dedication of our alumni and staff.

Our campus comprises six blocks, including facilities such as a library, computer labs, electronics lab, visual communication lab, multimedia lab, commerce lab, auditorium, generator, women's waiting hall, NCC parade ground, NCC obstacles court, playfields, vehicle parking sheds, and a temple. We prioritize holistic development and equip our students with the necessary skills to navigate society effectively.

To ensure a conducive learning environment, the college maintains committees for ragging redressal, campus discipline, student grievance redressal, and women's grievance redressal.

Furthermore, our college holds memberships with esteemed institutions such as the Andhra Chamber of Commerce, Hindustan Chamber of Commerce, Madras Chamber of Commerce and Industry, ICT Academy of Tamil Nadu, American Library, British Council Library, Madras University Library, and ICSSR.

S. No	Description	Details
1	No. of Departments & No. of Academic buildings	Shift - 1 - 1 Nos Shift - 2 - 6 Nos
2	No. of Hostel Buildings (Both for Boys & Girls)	NIL
3	Availability of Sewage Treatment Plant (STP) and their Capacity	NIL
4	Availability of RO Plant and their Capacity	Yes, 2000 LPH UV Purifier
5	If any Solar PV installation available in the campus? If yes provide the plant capacity	7 kW Dharmamurthi Block 30 kW Cunnan Ruby Jubilee Block
6	Any other type of energy usage (Steam, LPG, Natural Gas, Firewood Etc.,)	Canteen: LPG, Firewood Chemistry Lab: LPG Physics Lab: LPG
7	No. of Departments using Chemicals/Salts/Acid	2 No's
8	No. of Transport Vehicles	Cycle: 7 No's Two-wheeler: 106 No's Four-wheeler: 6 No's
9	No. of Matured Trees in the campus	690 No's

S. No	Description	Details
10	Rainwater Harvest 10 Depth and 4 Dia	10 Depth & 4 Dia - 8 No's 10 Depth & 4 Dia with provision of 60 Depth & 5 Dia PVC pipes (50 Feet Slotted Pipe) - 8 No's
11	Solid Waste Management	Solid Waste tank for recycling biodegradable waste

4.0 ABOUT NIN ENERGY INDIA PRIVATE LIMITED

NIN Energy India Private Limited is providing Energy Related services like Energy Audit, Power Quality Audit, Infrared Thermography, Thermal Audit, PAT Monitoring and Verification Audit, PAT Consultancy, Green Building Commissioning, Electrical Safety Audit, Internet of Things, Carbon Foot Printing, etc. We have experienced team and helping the customers to manage and reduce their energy consumption.

We are providing complete Energy Services under one roof at a competitive price. Our team members are having more than 10 years of experience in Energy, Renewable Energy and Environmental Engineering with good Academic background.

Our Team Strength

- Accredited Energy Auditor by Bureau of Energy Efficiency, Government of India
- Certified Energy Auditors by Bureau of Energy Efficiency, Ministry of power
- Certified Measurement and Verification Professionals (CMVP) by EVO
- Certified Level II Thermographer
- Enlisted with Tamil Nādu Energy Development Agency (TEDA) as a system Integrator for Solar PV systems.
- Lead Auditors for ISO 50001 (Energy Management System)
- Lead Auditors for ISO 14064 (Green House Gas inventory and verification)
- Lead Auditors for ISO14000 (Environmental Management System)

4.1 AUDIT TEAM

The NIN Energy India private Limited team did the green audit assessment in the university. Team details are as follows.

Name	Designation
Mr. B SENTHIL KUMAR	<ul style="list-style-type: none"> • Accredited Energy Auditor by Bureau of Energy Efficiency • ISO 50001:2018 Lead Auditor • ISO 14064 Lead Auditor • ISO 14001 Lead Auditor
Mr. T. KARTHIKEYAN	<ul style="list-style-type: none"> • Certified Energy Auditor by BEE
Mr. S HARISHRAGAVENDHAR	<ul style="list-style-type: none"> • Sr. Engineer

4.2 INSTRUMENTS USED FOR THE AUDIT

Instruments used in the energy, environment and green Audit are as follows.

S. No	Name of the instrument
1	Air quality meter
2	Noise meter
3	Lux meter
4	Thermal Imager
5	Clamp meter

5.0 LOCATION OF THE INSTITUTION

The university is located in Dharmamurthi nagar, pattabiram, chennai – 600 072.

Latitude: 11o44° N

Longitude: 12o08° E

6.0 ENVIRONMENTAL AUDIT

Carbon footprint is the total sum of greenhouse gases (GHG) emission caused by an organization, event, product, or person. As we are aware, the increasing concentration of GHGs in the atmosphere can accelerate climate change and global warming, it is very necessary to measure these emissions from our day-to-day activities. The first step towards managing GHG emissions is to measure them. There are some standards and guidelines to measure GHG emissions like GHG protocol, ISO 14064, the more comprehensive one Life Cycle Assessment (LCA), and market-based mechanisms. Out of them, ISO 14064 is an offset protocol and independent, voluntary GHG project accounting standard help to quantify GHG emission of the organization, event, product, or person.

Our day-to-day activities are dependent on electricity which is mostly coming from coal-based power plants, Diesel and Petrol for our vehicles and LPG for cooking in our kitchen. All of the energy we use is derived from these fossil fuels which are GHG intensive. The following methodology helps you to calculate your carbon footprint resulting from the use of Electricity, Petrol, Diesel, and LPG.

Floristic status of the institution:

The Current situation of planted trees are as follows:

Type of Trees	Total No of Trees
No of matured trees (Age more than 10 years)	150
No of Semi matured trees (Age below 10 years)	100
No of plants/herbs/Shrubs	100

Carbon absorption by flora in the Institution

Carbon absorption capacity of one matured tree = 6.8 kg of CO₂. Carbon absorption capacity of one full grown tree = 3.4 kg of CO₂. In bushes it absorbs an average of 200 g of CO₂. The carbon absorption capacity of a 10-sq.ft. area of lawn is 1 g CO₂.

1. Therefore, the carbon absorption capacity of 3202 matured trees in the campus of the Institution ($150 \times 6.8 \text{ kg CO}_2/\text{Annum}$) = 1020 kg of CO₂/Annum.
2. The carbon absorption capacity of 4606 semi-grown trees in campus of ($100 \times 3.4 \text{ kg CO}_2/\text{Annum}$) = 340 kg of CO₂/Annum.
3. There are 4170 bushes of various species being raised in the gardens of the Institution, total carbon absorption was calculated to be ($100 \times 200 \text{ g CO}_2/\text{Annum}$) = 20 kg of CO₂/Annum




The grand total of carbon absorption by the flora in the campus is 1380 kg per year.

Description	Unit	Values
TOTAL EMISSIONS FROM FACILITY	tCO ₂ /year	117
Carbon absorption by mature trees, semi mature trees, bushes, and lawns	tCO ₂ /year	1.4
Net carbon emission of the campus	tCO ₂ /year	115
Carbon reduction opportunities by energy saving projects	tCO ₂ /year	47
Estimated Carbon Emissions after implementing the Energy Saving Projects	tCO ₂ /year	68

7.0 TRANSPORTATION AT COLLEGE

DRBCCC Hindu College, staff and students commute on their own vehicles. The university is dedicated to providing its students and staff with all the comfort and convenience they need to arrive at work and class on time. The students are encouraged to use bicycles, which have two wheels rather than four, which leads to fuel savings and reduces the contribution of pollutants to the atmosphere. Student vehicles are parked at near the entrance gate. Staff and faculty vehicles park in lots near the cunnan Block. Vehicle details follows.


S. No	Description	Details
1	No. of Transport Vehicles	Cycle: 7 No's, Two-wheeler: 106 No's, Four-wheeler: 6 No's



8.0 GREEN AUDIT

8.1 LAND USE ANALYSIS

GENERAL OVERVIEW OF THE CONCEPT OF LANDUSE Land use refers to man's activities and the various uses which are carried on and derived from land. Viewing the earth from space, it is now very crucial in man's activities on natural resource. In situations of rapid changes in land use, observations of the Earth from space give the information of human activities and utilization of the landscape. Remote sensing and GIS techniques are now providing new tools for advanced land use mapping and planning. The collection of remotely sensed data facilitates the synoptic analyses of earth system, functions, patterning, and change in the local, regional as well as at global scales over time. Satellite imagery particularly is a valuable tool for generating land use map.



8.2 THE INSTITUTIONAL INITIATIVES FOR GREENING THE CAMPUS ARE AS FOLLOWS

DRBCCC Hindu College is nestled amidst a serene and natural environment, surrounded by lush greenery and scenic landscapes. The campus embodies the essence of nature, with abundant green spaces, trees, and gardens providing a tranquil atmosphere conducive to learning and personal growth. Students and faculty alike benefit from the refreshing ambiance, fostering a sense of connection with the natural world. This close proximity to nature not only enhances the aesthetic appeal of the college but also promotes well-being and environmental awareness among its members.



9.0 Routine Green Practices

Annually, the college commemorates World Environment Day, World Water Day, and Ozone Day, aiming to raise awareness among students about environmental significance, conservation efforts, and sustainable resource utilization. These events encompass various activities such as seminars, poster presentations, quiz competitions, and debates.

10.0 WATER AUDIT

DRBCCC Hindu College, domestic water is primarily sourced from borewells, with 9 borewells on campus. Additionally, drinking water is sourced from the well, and the college has one well available. Two motors are utilized for water extraction. The daily quantity of water used for drinking purposes is 30,000 liters, Water from both sources is used for gardening. Laboratory wastewater is neutralized and does not mix with groundwater. Additionally, lab water undergoes treatment. The college has 16 rainwater harvesting pits in total.

S. No	Parameters	Response
1	Source of water	Both Well and Borewell
2	No of Bore well	8
3	No of Wells	1
4	No of motors used	2
5	Quantity of water utilized per day (Drinking)	30,000
6	Any water wastage/why?	-
7	Water usage for gardening	Both well and Borewell water
8	Faith of wastewater from labs	-
9	Whether wastewater from labs mixed with ground water	No
10	Any treatment for lab water	Neutralized with water
11	Total number of Rainwater Harvesting pits	16



10.1 DRINKING WATER PROCESS

At DRBCCC Hindu College, the drinking water process involves several essential steps to ensure the availability of clean and safe water:

Water Sourcing: Drinking water is primarily sourced from both wells and borewells located on the campus premises.

Water Extraction: Separate motors, including a 1 HP motor for well water and a 1.5 HP motor for borewell water, are used to extract drinking water from the respective sources.

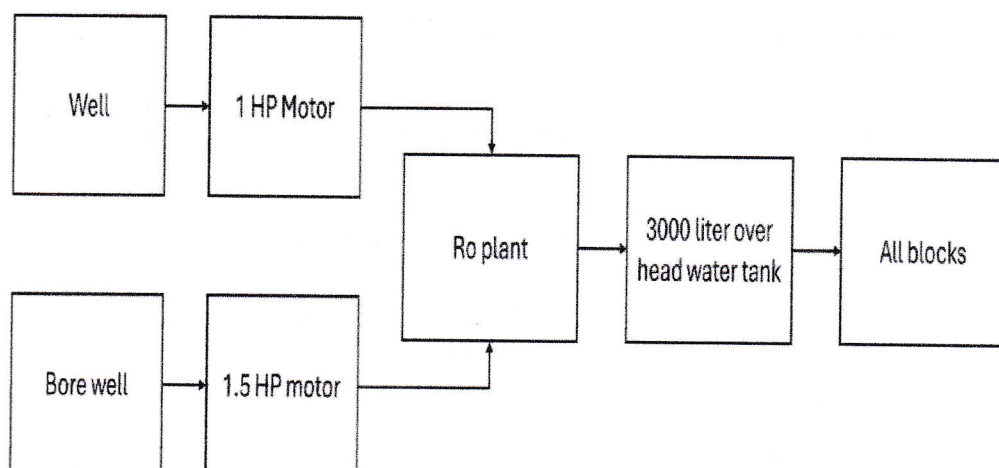
Water Purification: The extracted drinking water undergoes purification using a 2000 LPH UV (Ultraviolet) purifier system. This process effectively eliminates harmful bacteria, viruses, and other contaminants to ensure the safety and quality of the water.


Storage: The purified drinking water is then stored in a dedicated overhead tank with a capacity of 3000 liters, ensuring a continuous supply of clean water for consumption.

Distribution: The purified drinking water from the overhead tank is distributed to various blocks and facilities across the college campus through a network of pipes and water dispensers.

Monitoring and Maintenance: Regular monitoring and maintenance of the water purification system, storage facilities, and distribution network are conducted to ensure the quality and reliability of the drinking water supply.

By meticulously following these steps, DRBCCC Hindu College ensures the availability of clean and safe drinking water, contributing to the well-being and comfort of students, faculty, and staff members.






10.2 DOMESTIC WATER PROCESS

Borewell Pumping: The college utilizes 8 borewells, each equipped with a 1 HP submersible pump. These pumps are responsible for extracting water from underground sources.

Water Storage by Blocks:

- **CRJ Block:** Water from one of the borewells is directed to a 3000-liter cement water tank located in this block.
- **CCB Block:** Another borewell supplies water to a 1000-liter syntax water tank situated in this block.
- **SB Block:** Similar to the CCB Block, this block has a 1000-liter syntax water tank fed by one of the borewells.
- **DMB Block:** Water from one borewell is stored in a 3000-liter syntax water tank within this block.
- **Decennial Block:** This block has a 2000-liter cement water tank that receives water from one of the borewells.
- **New Block:** Water from one borewell is stored in a 1500-liter syntax water tank in this block.
- **Canteen:** A separate borewell supplies water to a 750-liter syntax water tank specifically designated for the canteen.
- **Cunnan Block:** Two borewells serve this block, with water being stored in two tanks: one with a capacity of 2000 liters and the other with a capacity of 1000 liters.

Usage: The water stored in these tanks is primarily used for restroom facilities and handwashing across the college campus.



11.0 WATER CONSERVATION FACILITIES AVAILABLE IN THE INSTITUTION

11.1 Rainwater harvesting


The rainwater harvesting system at DRBCCC Hindu College comprises a total of 16 pits, with 8 pits having dimensions of 10 feet in depth and 4 feet in diameter, and the other 8 pits featuring the same dimensions but equipped with 60-foot deep PVC pipes with a diameter of 5 feet, along with 50-foot slotted pipes, all strategically designed for groundwater recharge.

STATEMENT OF PROVISION OF RAINWATER HARVEST DURING 2017 - 2018 (10 Feet depth and 4 feet diameter)

S. No	Description	Units
1	Near Entrance of Principal Room	1 No
2	Near Co-ordinators room	1 No
3	Near Calavala Cunnan Block Entrance	2 No's
4	Near Wash Basin behind shift 2 office	1 No
5	Near Auditorium	1 No
6	Near Aavin Block	2 No's

RAINWATER HARVESTING UNDER CONSTRUCTION DURING 2019 - 2020 (10 Feet Depth & 4 Diameter with provision of 60 Depth & 5 Diameter PVC pipes - 50 Feet Slotted Pipe)

S. No	Description	Units
1	Near Well	2 No's
2	Near Dharmamurthi Block	2 No's
3	Near Cunnan Auditorium	1 No
4	Back side of Seetha Cunnan Silver Jubilee Science Block	2 No's
5	Near Cycle Shed	1 No



12.0 WATER CONSERVATION MEASURES

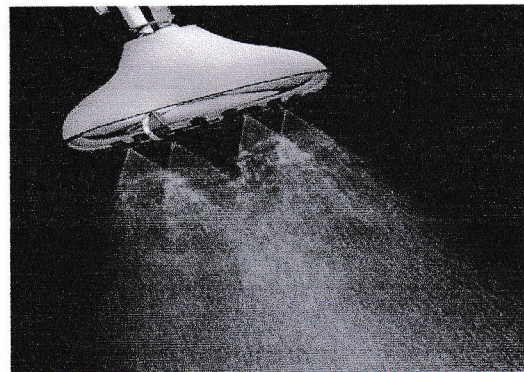

12.1 Replacement of normal water taps with water efficient taps.

At present, normal water taps are used in the wash basin and showers. It is recommended to change water efficient water taps in the campus which will save 50 % of the water consumption in taps and showers.

S. No	Description	Units	Values
1	Normal water taps flow	LPM	10
2	Water efficient taps flow	LPM	5
3	Water savings	%	50

Cost of the water taps and showers.

S. No	Description	Price
1	Water efficient tap nozzle	700
2	Water efficient showers	1500



12.2 Proposal for Installing Drip Water Irrigation System for Trees and Plants

In campus, there are around 350 plants and Trees were being grown. Water required for the plants and Trees about 600 Litres (Approximately). It is highly proposed to install drip water irrigation system in the campus which will save more amount of water.

13.0 WASTE DISPOSAL OF COLLEGE

The campus interior features strategically placed garbage bins, facilitating the collection of various waste materials like paper, plastic, and other debris near entrance gates for convenient disposal. Municipal authorities ensure regular removal of the collected garbage, promoting cleanliness and responsible waste management practices across the campus community. Additionally, dustbins are conveniently situated throughout the campus, ensuring easy access for waste disposal in multiple areas, further reinforcing responsible waste management practices.



14.0 WASTE MANAGEMENT

Waste management is important for an ecofriendly campus. In college different types of waste are generated, its collection and management are very challenging. The following data provide the details of the waste generated and the disposal method adopted by the college.

14.1 ORGANIC WASTE TO COMPOST PLANT

In recent years, colleges have implemented comprehensive waste management protocols campus wide. Students and staff generate food waste, which is repurposed by decomposing it on-site to produce organic manure. Additionally, vegetable waste and leaf litter are fed into vermicompost pits, yielding vermicast used as fertilizer in the garden. Laboratory chemicals are safely disposed of in sealed tanks mixed with water to neutralize them effectively.



15.0 AIR QUALITY OF THE COLLEGE

The Air (Prevention and Control of Pollution) Act 1981 was enacted by the Central Government with the objective of arresting the deterioration of air quality. The Air (Prevention and Control of Pollution) Act 1981 describes the main functions of the Central Pollution Control Board (CPCB) as follows:

- To Advise the Central Government on any matter concerning the improvement of the quality the air and the prevention, control, and abatement of air pollution.
- To plan and cause to be executed a nation-wide programme for the prevention, control and abatement of air pollution.
- To provide technical assistance and guidance to the State Pollution Control Board.
- To carry out and sponsor investigations and research related to prevention, control and abatement of air pollution.
- To collect, compile and publish technical and statistical data related to air pollution; and
- To lay down and annul standards for the quality of air.

Particulate Matter (PM10 & PM2.5)

A mixture of particles with liquid droplets in the air forms particulate matter. PM 10 are particles that have a size of less than or equal to 10 microns whereas PM2.5 are ultra-fine particles having a size of less than or equal to 2.5 microns.

Sources:

Particulate Matter is released from constructions, smoking, cleanings, renovations, demolitions, constructions, natural hazards such as earthquakes, volcanic eruptions, and emissions from industries such as brick kilns, paper & pulp, etc.

Related effects:

These particles, when inhaled, can penetrate deeper into the respiratory system, and cause respiratory ailments such as asthma, coughing, sneezing, irritation in the airways, eyes, nose, throat irritation, etc.

S. No	Location	Air Quality level		
		PM 1.0	PM 2.5	PM 10
1	Seetha Cunnan Silver Jubilee_ Science Block_ Third Year BSc Electronics & Computer Science Lab_ Second Floor (Daylight)	11.1	13.8	14.7
2	Seetha Cunnan Silver Jubilee_ Science Block_ Second Year BSc Physics (Second Floor)	10.4	11.2	14.2
3	Cunnan Block_ CB-1 Shift office (Ground Floor)	11.3	14.2	17.3
4	Cunnan Block_ CB-8_ First Year B.com Corporate secretary (Ground Floor)	9.5	11.8	13.2
5	Cunnan Block_ CB-5_ First Year B.com	11.1	16.0	14.5
6	Cunnan Block_ CB-7_ First Year BA Telegu	9.6	16.9	15.2
7	Cunnan Block_ CB_ Veranda (First Floor)	11.7	12.1	16.0
8	Cunnan Block_ CB-24_ Third Year B.com Corporate secretary (First Floor)	12.9	11.7	17.3
9	Cunnan Block_ CB-25_ Third Year BA History (First Floor)	10.8	16.2	14.0
10	Dharmamurthi Cunnan Chetty Hall (Day light)	12.1	14.6	13.1
11	CB-22_ Third Year BA Economics	11.6	14.1	16.6
12	CRJB_ CRJB-33_ Third Year B.com Account Finance('B')	9.5	16.9	17.3
13	CRJB_ 29_ First Year B.com	11.7	11.0	17.6
14	Seethamma Block_ SB-16 First Year B.com	12.2	16.6	16.0
15	Seethamma Block_ SB-14 Second Year B.com	12.1	13.2	14.0
16	Seethamma Block_ SB-15 Third Year B.com	11.9	15.7	14.5
17	CRJB_ 1_ Veranda (First Floor)	11.2	12.7	16.4
18	CRJB_ Third Year BSc Viscom (First Floor)	11.5	14.0	14.4
19	CRJB_ Drawing Studio (First Floor)	10.2	12.7	13.4
20	CRJB_ First Year BSc Viscom (First Floor)	12.4	11.9	17.8
21	CRJB_ Multimedia lab (First Floor)	9.5	12.7	13.5
22	SB_ Third Year B.com_ SB-8 (First Floor)	9.5	16.9	13.3
23	SB_ Department of Commerce SB-7	10.0	13.2	13.8
24	SB_ Veranda- First Floor	9.1	13.7	14.5
25	SB_ Veranda- Ground Floor	11.2	12.3	14.6
26	SB_ SB-2_ Second year B.A Criminology & Police Administration	11.9	12.3	15.0
27	SB_ SB-3_ First Year B.A Criminology & Police Administration	11.5	12.4	16.7
28	SB_ SB-5_ First Year M.com	10.7	13.0	15.5
29	CRJB_ CRJB-1_ Computer Lab (Ground Floor)	12.2	13.5	17.5
30	Dharmamurthi Cunnan Chetty Block_ DMB-7_ First Year MA Tamil	9.1	16.6	13.6
31	Dharmamurthi Cunnan Chetty Block_ DMB-8_ First Year B.com I.S.M	9.6	14.5	14.7
32	Dharmamurthi Cunnan Chetty Block_ DMB-9_ First Year B.com I.S.M	12.3	16.3	13.2
33	Dharmamurthi Cunnan Chetty Block_ DMB-10_ Third Year B.com I.S.M	12.5	16.0	17.7
34	Dharmamurthi Cunnan Chetty Block_ DMB-5_ Second Year MA Tamil	10.4	12.7	13.6
35	DMB-25_ Second Year BSc (CS)-'B' (Second Floor)	12.9	13.0	14.3
36	DMB-24_ First Year BSc (CS)-'A' (Second Floor)	12.1	11.4	16.0
37	DMB_ Second Floor Veranda (Daylight)	9.4	11.1	14.4
38	DMB_ First Floor_ Library	11.2	12.9	14.0

S. No	Location	Air Quality level		
		PM 1.0	PM 2.5	PM 10
39	Seetha Cunnan Silver Jubilee_ Science Block-Ground floor_ Physics lab	12.2	14.3	13.4
40	Seetha Cunnan Silver Jubilee_ Science Block_ Ground Floor_ Chemistry Lab	9.6	14.5	15.5
41	Seetha Cunnan Silver Jubilee_ Science Block_ First Floor_ Electronics & Computer Science Lab	10.2	12.9	14.1
42	Seetha Cunnan Silver Jubilee_ Science Block_ Second Year Bsc Electronics & Computer Science Lab_ First Floor (Daylight)	9.5	15.4	13.3
43	Seetha Cunnan Silver Jubilee_ Science Block_ First Year BSc Chemistry (First Floor)	9.6	15.4	14.3
44	Seetha Cunnan Silver Jubilee_ Science Block_ First Year BSc Physics	10.7	16.5	17.1
45	Decennial Block _ Ground Floor_ Veranda_DB-11_ First Year BCA 'B' (second Floor)	9.2	12.3	15.6
46	Decennial Block _ Ground Floor_ Veranda_DB-12_ First Year BCA 'A' (Second Floor)	12.7	11.5	17.2
47	DMB-21_ First Year M.S.W (Second Floor)	12.1	14.6	14.4
48	DMB-22_ Second Year M.S.W (Second Floor)	10.8	16.6	16.4
49	DMB-19_ Third Year B.sc Maths (Second Floor)	9.6	16.3	15.5
50	DMB-22_ Staff Room	9.8	13.6	13.7
51	DMB-26_ Second Year BSc (CS)-'A' (Second Floor)	9.1	11.5	13.7
52	Dharmamurthi Cunnan Chetty Block_ DMB-4_ First Year MA Economics	9.8	14.5	13.0
53	Dharmamurthi Cunnan Chetty Block_ DMB_ Ground Floor_ Veranda	9.9	11.8	13.7
54	Dharmamurthi Cunnan Chetty Block_ DMB_ First Floor_ Department of Corporate secretary ship	9.7	12.7	18.0
55	Decennial Block _ Ground Floor_ Veranda	9.8	13.4	13.3
56	Decennial Block _ Ground Floor_ Veranda_DB-4_ Hindi Classroom (Ground Floor)	12.8	11.5	14.7
57	Decennial Block _ Ground Floor_ Veranda_DB-3_ Third Year B.com Corporate secretary (Ground Floor)	10.5	12.9	16.4
58	Decennial Block _ Ground Floor_ Veranda_DB-2_ Second Year B.com Corporate secretary (Ground Floor)	12.0	11.0	13.4
59	Decennial Block _ Ground Floor_ Veranda_DB-5_ Third Year BCA 'A' (First Floor)	12.6	12.4	17.6
60	Decennial Block _ Ground Floor_ Veranda_DB-6_ Second Year BCA 'A' (First Floor)	10.8	14.5	13.2
61	Decennial Block _ Ground Floor_ Veranda_DB-7_ Third Year BCA 'B' (First Floor)	11.1	15.4	15.3
62	CRJB Office Room	12.7	12.7	17.2
63	CRJB (Cunnan Ruby Jubilee Block)	12.4	12.5	17.5
64	CCB_ CCB-6_ First Year BSc Statics. (First Floor)	12.9	14.6	13.5
65	CCB_ CCB-7_ Second Year BSc Statics. (First Floor)	11.5	16.5	16.1
66	CCB_ CCB-10_ First Year B.A English. (Second Floor)	10.3	16.0	17.9
67	CCB_ CCB-11_ Second Year B.A English. (Second Floor)	11.6	14.7	16.2
68	CRJB_ CRJB-35_ Third Year BBA. (Second Floor)	12.6	11.8	15.8

S. No	Location	Air Quality level		
		PM 1.0	PM 2.5	PM 10
69	CRJB_ CRJB-36_ Second Year BBA. (Second Floor)	12.5	14.4	14.7
70	CRJB_ Second Floor Veranda	11.3	15.6	15.6

16.0 NOISE LEVEL IN THE SURROUNDING OF COLLEGE

THE NOISE POLLUTION (REGULATION AND CONTROL) RULES, 2000

The Principal Rules were published in the Gazette of India, vide S.O. 123(E), dated 14.2.2000 and subsequently amended vide S.O. 1046(E), dated 22.11.2000, S.O. 1088(E), dated 11.10.2002, S.O. 1569 (E), dated 19.09.2006 and S.O. 50 (E) dated 11.01.2010 under the Environment (Protection) Act, 1986.

Ambient Air Quality Standards in respect of Noise

Area Code	Category Of Area/Zone	Limits In dB(A) Leq*	
		Day Time	Night-time
(A)	Industrial area	75	70
(B)	Commercial area	65	55
(C)	Residential area	55	45
(D)	Silence Zone	50	40

Note: -

- Day time shall mean from 6.00 a.m. to 10.00 p.m.
- Night-time shall mean from 10.00 p.m. to 6.00 a.m.
- Silence zone is an area comprising not less than 100 metres around hospitals, educational institutions, courts, religious places, or any other area which is declared as such by the competent authority.
- Mixed categories of areas may be declared as one of the four above mentioned categories by the competent authority.
- * dB(A) Leq denotes the time weighted average of the level of sound in decibels on scale A which is relatable to human hearing.
- A "decibel" is a unit in which noise is measured.
- "A", in dB(A) Leq, denotes the frequency weighting in the measurement of
- noise and corresponds to frequency response characteristics of the human ear.
- Leq: It is an energy mean of the noise level over a specified period.

S. No	Location	Noise Level dB
1	Seetha Cunnan Silver Jubilee_ Science Block_ Third Year BSc Electronics & Computer Science Lab_ Second Floor (Daylight)	54.0
2	Seetha Cunnan Silver Jubilee_ Science Block_ Second Year BSc Physics (Second Floor)	61.1
3	Cunnan Block_ CB-1 Shift office (Ground Floor)	58.2
4	Cunnan Block_ CB-8_ First Year B.com Corporate secretary (Ground Floor)	62.6
5	Cunnan Block_ CB-5_ First Year B.com	62.2
6	Cunnan Block_ CB-7_ First Year BA Telegu	52.5
7	Cunnan Block_ CB_ Veranda (First Floor)	61.8
8	Cunnan Block_ CB-24_ Third Year B.com Corporate secretary (First Floor)	65.0
9	Cunnan Block_ CB-25_ Third Year BA History (First Floor)	58.2
10	Dharmamurthi Cunnan Chetty Hall (Day light)	55.5
11	CB-22_ Third Year BA Economics	54.7
12	CRJB_ CRJB-33_ Third Year B.com Account Finance('B')	63.2
13	CRJB_ 29_ First Year B.com	55.2
14	Seethamma Block_ SB-16 First Year B.com	60.3
15	Seethamma Block_ SB-14 Second Year B.com	54.8
16	Seethamma Block_ SB-15 Third Year B.com	63.0
17	CRJB_ 1_ Veranda (First Floor)	53.1
18	CRJB_ Third Year BSc Viscom (First Floor)	56.5
19	CRJB_ Drawing Studio (First Floor)	54.4
20	CRJB_ First Year BSc Viscom (First Floor)	55.5
21	CRJB_ Multimedia lab (First Floor)	54.5
22	SB_ Third Year B.com_ SB-8 (First Floor)	64.9
23	SB_ Department of Commerce SB-7	62.6
24	SB_ Veranda- First Floor	58.6
25	SB_ Veranda- Ground Floor	60.6
26	SB_ SB-2_ Second year B.A Criminology & Police Administration	57.6
27	SB_ SB-3_ First Year B.A Criminology & Police Administration	55.5
28	SB_ SB-5_ First Year M.com	60.4
29	CRJB_ CRJB-1_ Computer Lab (Ground Floor)	63.4
30	Dharmamurthi Cunnan Chetty Block_ DMB-7_ First Year MA Tamil	53.4
31	Dharmamurthi Cunnan Chetty Block_ DMB-8_ First Year B.com I.S.M	62.5
32	Dharmamurthi Cunnan Chetty Block_ DMB-9_ First Year B.com I.S.M	60.0
33	Dharmamurthi Cunnan Chetty Block_ DMB-10_ Third Year B.com I.S.M	61.6

S. No	Location	Noise Level dB
34	Dharmamurthi Cunnan Chetty Block_ DMB-5_ Second Year MA Tamil	57.4
35	DMB-25_ Second Year BSc (CS)-'B' (Second Floor)	62.0
36	DMB-24_ First Year BSc (CS)-'A' (Second Floor)	56.9
37	DMB_ Second Floor Veranda (Daylight)	60.6
38	DMB_ First Floor_ Library	50
39	Seetha Cunnan Silver Jubilee_ Science Block-Ground floor_ Physics lab	57.4
40	Seetha Cunnan Silver Jubilee_ Science Block_ Ground Floor_ Chemistry Lab	57.0
41	Seetha Cunnan Silver Jubilee_ Science Block_ First Floor_ Electronics & Computer Science Lab	54.6
42	Seetha Cunnan Silver Jubilee_ Science Block_ Second Year Bsc Electronics & Computer Science Lab_ First Floor (Daylight)	52.3
43	Seetha Cunnan Silver Jubilee_ Science Block_ First Year BSc Chemistry (First Floor)	59.5
44	Seetha Cunnan Silver Jubilee_ Science Block_ First Year BSc Physics	57.1
45	Decennial Block _ Ground Floor_ Veranda_DB-11_ First Year BCA 'B' (second Floor)	59.9
46	Decennial Block _ Ground Floor_ Veranda_DB-12_ First Year BCA 'A' (Second Floor)	57.5
47	DMB-21_ First Year M.S.W (Second Floor)	60.5
48	DMB-22_ Second Year M.S.W (Second Floor)	62.1
49	DMB-19_ Third Year B.sc Maths (Second Floor)	63.6
50	DMB-22_ Staff Room	55.1
51	DMB-26_ Second Year BSc (CS)-'A' (Second Floor)	60.7
52	Dharmamurthi Cunnan Chetty Block_ DMB-4_ First Year MA Economics	57.3
53	Dharmamurthi Cunnan Chetty Block_ DMB_ Ground Floor_ Veranda	56.9
54	Dharmamurthi Cunnan Chetty Block_ DMB_ First Floor_ Department of Corporate secretary ship	57.5
55	Decennial Block _ Ground Floor_ Veranda	59.1
56	Decennial Block _ Ground Floor_ Veranda_DB-4_ Hindi Classroom (Ground Floor)	54.9
57	Decennial Block _ Ground Floor_ Veranda_DB-3_ Third Year B.com Corporate secretary (Ground Floor)	59.4
58	Decennial Block _ Ground Floor_ Veranda_DB-2_ Second Year B.com Corporate secretary (Ground Floor)	56.5
59	Decennial Block _ Ground Floor_ Veranda_DB-5_ Third Year BCA 'A' (First Floor)	60.0
60	Decennial Block _ Ground Floor_ Veranda_DB-6_ Second Year BCA 'A' (First Floor)	64.0

S. No	Location	Noise Level dB
61	Decennial Block _ Ground Floor_ Veranda_DB-7_ Third Year BCA 'B' (First Floor)	57.9
62	CRJB Office Room	52.9
63	CRJB (Cunnan Ruby Jubilee Block)	59.9
64	CCB_ CCB-6_ First Year BSc Statics. (First Floor)	53.6
65	CCB_ CCB-7_ Second Year BSc Statics. (First Floor)	56.3
66	CCB_ CCB-10_ First Year B.A English. (Second Floor)	58.0
67	CCB_ CCB-11_ Second Year B.A English. (Second Floor)	59.1
68	CRJB_ CRJB-35_ Third Year BBA. (Second Floor)	58.6
69	CRJB_ CRJB-36_ Second Year BBA. (Second Floor)	56.5
70	CRJB_ Second Floor Veranda	58.3

17.0 LUX MEASUREMENT

In a college, lux measurement helps gauge how bright different areas are, like classrooms, hallways, and staff rooms. It ensures there's enough light for studying and other activities. By checking lux levels regularly, we can make sure places aren't too dim or too bright. This helps students and staff see better and saves energy by using light efficiently.

S. No	Location	Lux Values	Recommended Values
1	Seetha Cunnan Silver Jubilee_ Science Block_ Third Year BSc Electronics & Computer Science Lab_ Second Floor (Daylight)	997	200
2	Seetha Cunnan Silver Jubilee_ Science Block_ Second Year BSc Physics (Second Floor)	101	200
3	Cunnan Block_ CB-1 Shift office (Ground Floor)	107	200
4	Cunnan Block_ CB-8_ First Year B.com Corporate secretary (Ground Floor)	93	200
5	Cunnan Block_ CB-5_ First Year B.com	261	200
6	Cunnan Block_ CB-7_ First Year BA Telegu	109	200
7	Cunnan Block_ CB_ Veranda (First Floor)	101	200
8	Cunnan Block_ CB-24_ Third Year B.com Corporate secretary (First Floor)	134	200
9	Cunnan Block_ CB-25_ Third Year BA History (First Floor)	125	200
10	Dharmamurthi Cunnan Chetty Hall (Day light)	210	200
11	CB-22_ Third Year BA Economics	107	200
12	CRJB_ CRJB-33_ Third Year B.com Account Finance('B')	92	200
13	CRJB_ 29_ First Year B.com	137	200
14	Seethamma Block_ SB-16 First Year B.com	213	200
15	Seethamma Block_ SB-14 Second Year B.com	216	200
16	Seethamma Block_ SB-15 Third Year B.com	227	200
17	CRJB_ 1_ Veranda (First Floor)	114	200
18	CRJB_ Third Year BSc Viscom (First Floor)	107	200
19	CRJB_ Drawing Studio (First Floor)	138	200
20	CRJB_ First Year BSc Viscom (First Floor)	132	200
21	CRJB_ Multimedia lab (First Floor)	257	200
22	SB_ Third Year B.com_ SB-8 (First Floor)	133	200
23	SB_ Department of Commerce SB-7	93	200
24	SB_ Veranda- First Floor	105	200
25	SB_ Veranda- Ground Floor	106	50
26	SB_ SB-2_ Second year B.A Criminology & Police Administration	104	200
27	SB_ SB-3_ First Year B.A Criminology & Police Administration	104	200

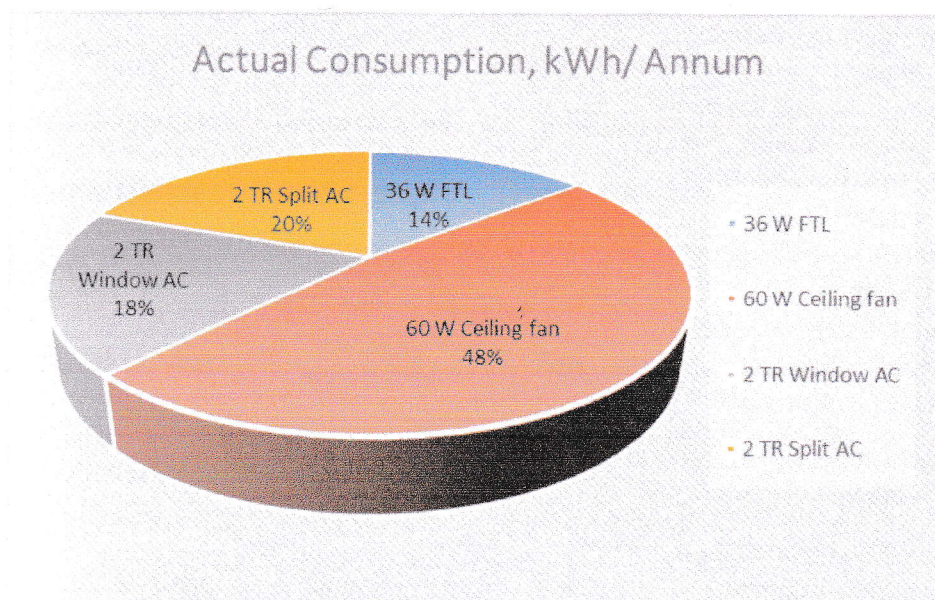
S. No	Location	Lux Values	Recommended Values
28	SB_SB-5_ First Year M.com	104	200
29	CRJB_CRJB-1_Computer Lab (Ground Floor)	242	200
30	Dharmamurthi Cunnan Chetty Block_ DMB-7_ First Year MA Tamil	105	200
31	Dharmamurthi Cunnan Chetty Block_ DMB-8_ First Year B.com I.S.M	135	200
32	Dharmamurthi Cunnan Chetty Block_ DMB-9_ First Year B.com I.S.M	134	200
33	Dharmamurthi Cunnan Chetty Block_ DMB-10_ Third Year B.com I.S.M	98	200
34	Dharmamurthi Cunnan Chetty Block_ DMB-5_ Second Year MA Tamil	106	200
35	DMB-25_ Second Year BSc (CS)-'B' (Second Floor)	113	200
36	DMB-24_ First Year BSc (CS)-'A' (Second Floor)	96	200
37	DMB_ Second Floor Veranda (Daylight)	471	50
38	DMB_ First Floor_ Library	114	200
39	Seetha Cunnan Silver Jubilee_ Science Block- Ground floor_ Physics lab	112	200
40	Seetha Cunnan Silver Jubilee_ Science Block_ Ground Floor_ Chemistry Lab	269	200
41	Seetha Cunnan Silver Jubilee_ Science Block_ First Floor_ Electronics & Computer Science Lab	268	200
42	Seetha Cunnan Silver Jubilee_ Science Block_ Second Year Bsc Electronics & Computer Science Lab_ First Floor (Daylight)	1100	200
43	Seetha Cunnan Silver Jubilee_ Science Block_ First Year BSc Chemistry (First Floor)	91	200
44	Seetha Cunnan Silver Jubilee_ Science Block_ First Year BSc Physics	122	200
45	Decennial Block_ Ground Floor_ Veranda_DB-11_ First Year BCA 'B' (second Floor)	210	200
46	Decennial Block_ Ground Floor_ Veranda_DB-12_ First Year BCA 'A' (Second Floor)	118	200
47	DMB-21_ First Year M.S.W (Second Floor)	136	200
48	DMB-22_ Second Year M.S.W (Second Floor)	123	200
49	DMB-19_ Third Year B.sc Maths (Second Floor)	101	200
50	DMB-22_ Staff Room	133	200
51	DMB-26_ Second Year BSc (CS)-'A' (Second Floor)	98	200
52	Dharmamurthi Cunnan Chetty Block_ DMB-4_ First Year MA Economics	118	200
53	Dharmamurthi Cunnan Chetty Block_ DMB_ Ground Floor_ Veranda	221	200
54	Dharmamurthi Cunnan Chetty Block_ DMB_ First Floor_ Department of Corporate secretary ship	108	200
55	Decennial Block_ Ground Floor_ Veranda	113	50

S. No	Location	Lux Values	Recommended Values
56	Decennial Block _ Ground Floor_ Veranda_DB-4_ Hindi Classroom (Ground Floor)	127	200
57	Decennial Block _ Ground Floor_ Veranda_DB-3_ Third Year B.com Corporate secretary (Ground Floor)	126	200
58	Decennial Block _ Ground Floor_ Veranda_DB-2_ Second Year B.com Corporate secretary (Ground Floor)	131	200
59	Decennial Block _ Ground Floor_ Veranda_DB-5_ Third Year BCA 'A' (First Floor)	124	200
60	Decennial Block _ Ground Floor_ Veranda_DB-6_ Second Year BCA 'A' (First Floor)	101	200
61	Decennial Block _ Ground Floor_ Veranda_DB-7_ Third Year BCA 'B' (First Floor)	130	200
62	CRJB Office Room	121	200
63	CRJB (Cunnan Ruby Jubilee Block)	104	200
64	CCB_CCB-6_ First Year BSc Statics. (First Floor)	105	200
65	CCB_CCB-7_ Second Year BSc Statics. (First Floor)	123	200
66	CCB_CCB-10_ First Year B.A English. (Second Floor)	122	200
67	CCB_CCB-11_ Second Year B.A English. (Second Floor)	98	200
68	CRJB_CRJB-35_ Third Year BBA. (Second Floor)	99	200
69	CRJB_CRJB-36_ Second Year BBA. (Second Floor)	119	200
70	CRJB_ Second Floor Veranda	129	200

18.0 ENERGY AUDIT

18.1 ANNUAL ENERGY CONSUMPTION BY MAJOR LOADS

S. No	Major Load Details	Actual Consumption, kWh/Annum	Actual carbon emission, t CO ₂
1	36 W FTL	18,371	13
2	60 W Ceiling fan	62,370	44
3	2 TR Window AC	24,000	17
4	2 TR Split AC	25,520	18
	Total	130,261	92



36W Fluorescent Tube Light (FTL):

- Actual Consumption: 18,371 kWh per year
- Actual Carbon Emission: 13 tons of CO₂ per year

60W Ceiling Fan:

- Actual Consumption: 62,370 kWh per year
- Actual Carbon Emission: 44 tons of CO₂ per year

2 Ton Window Air Conditioner (AC):

- Actual Consumption: 24,000 kWh per year
- Actual Carbon Emission: 17 tons of CO₂ per year

2 Ton Split Air Conditioner (AC):

- Actual Consumption: 25,520 kWh per year
- Actual Carbon Emission: 18 tons of CO₂ per year

18.2 PRESENT ELECTRICAL ENERGY SYSTEM AND ELECTRICAL BILL ANALYSIS

The Campus receives electricity supply from TNEB through 9 LT connections, details of the supply are as follows,

Service Number	Block Details	Average Unit Cost, INR	Tariff Type
09-050-139-710	Seethamma Block	9.14	Private Educational Institutions and Hostels
09-050-139-800	Dharmamurthi Block	9.14	Private Educational Institutions and Hostels
09-050-139-1143	Decennial block	9.14	Private Educational Institutions and Hostels
09-050-139-1268	CRJB Block	9.14	Private Educational Institutions and Hostels
09-050-139-932	Pump House	9.14	Private Educational Institutions and Hostels
09-050-139-406	Cunnan Auditorium	8.56	Government and Government aided Educational Institutions, Government Hospitals and Research Lab etc
09-050-139-2164	Seetha cunnan silver jubilee science block	9.14	Private Educational Institutions and Hostels
09-050-139-403	Source - 1	8.56	Government and Government aided Educational Institutions, Government Hospitals and Research Lab etc
09-050-139-404	Source - 2	9.14	Private Educational Institutions and Hostels

1. SEETHAMMA BLOCK

Source Of Power Supply	:	TNEB
Electric Power Supply is received from TANGEDCO	:	LT supply
Service number	:	09-050-139-710
Sectional load	:	28
Annual Electricity Consumption, kWh	:	20394
Avg. Annual Power factor		0.93
Unit charges, INR/kWh	:	9.14

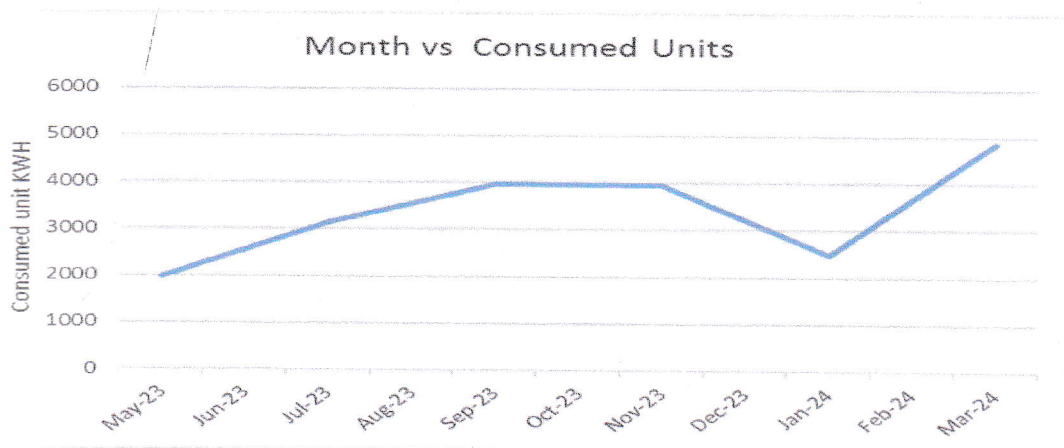
Monthly Electricity Bills for a period of one year has been studied. The same is tabulated as below:

SERVICE NUMBER: 09-050-139-710				
Month	Consumed Units, kWh	Unit charges, INR/kWh	Current Consumption Charges, INR	Total bill, INR
May-23	1980	8.92	17661.6	24335
Jul-23	3150	9.03	28436.63	35912
Sep-23	3980	9.14	36357.3	44091
Nov-23	3950	6.82	26948.25	34201
Jan-24	2470	9.14	22563.45	29618
Mar-24	4864	9.14	44432.64	52570
Total	20394	9.14	176400	220727

Remarks:

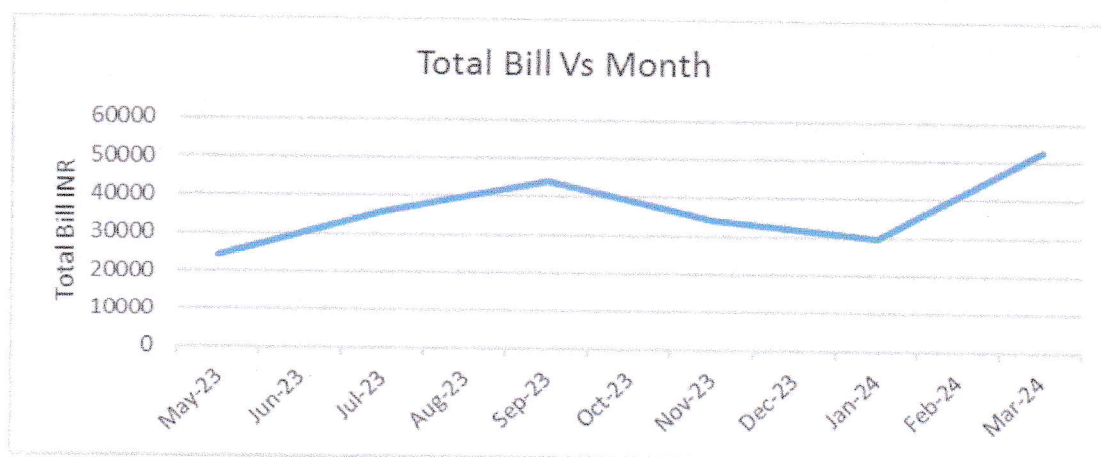
- The average power factor is 0.93.
- The average recorded demand is 20.

The graphical representation between consumed Units vs. month is shown below:



The maximum unit is consumed in the month of March 2024 and minimum unit is consumed in the month of May 2023.

The bill details over the period of one year is shown below.



The maximum bill is paid in the month of March 2024 and minimum unit is consumed in the month of May 2023.

2. DHARMAMURTHI BLOCK

Source Of Power Supply	:	TNEB
Electric Power Supply is received from TANGEDCO	:	LT supply
Service number	:	09-050-139-800
Sectional load	:	30
Annual Electricity Consumption, kWh	:	26070
Avg. Annual Power factor	:	0.86
Unit charges, INR/kWh	:	9.14

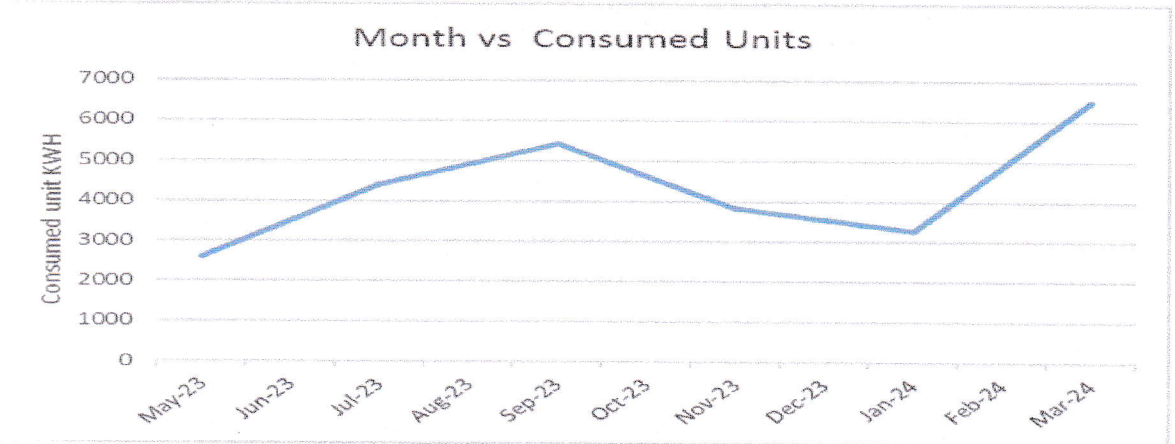
Monthly Electricity Bills for a period of one year has been studied. The same is tabulated as below:

SERVICE NUMBER: 09-050-139-800				
Month	Consumed Units, kWh	Unit charges, INR/kWh	Current Consumption Charges, INR	Total bill, INR
May-23	2600	8.92	23192	30592
Jul-23	4420	9.03	39901.55	48388
Sep-23	5420	9.14	49511.7	58362
Nov-23	3840	9.14	35078.4	43207
Jan-24	3290	9.14	30054.15	37932
Mar-24	6500	9.14	59377.5	68721
Total	26070	9.14	237115	287202

Remarks:

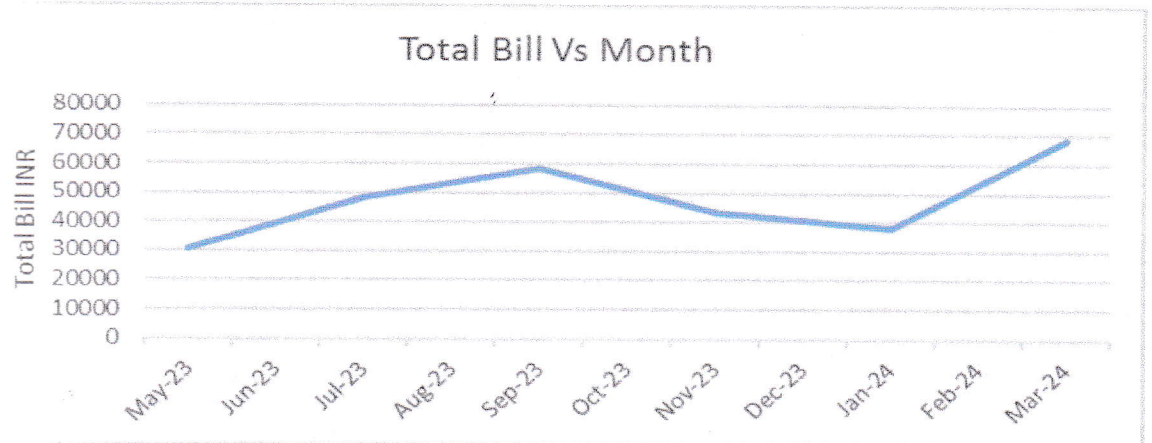
- The average power factor is 0.86.
- The average recorded demand is 25.

The graphical representation between consumed Units vs. month is shown below:



The maximum unit is consumed in the month of March 2024 and minimum unit is consumed in the month of May 2023.

The bill details over the period of one year is shown below.



The maximum bill is paid in the month of March 2024 and minimum unit is consumed in the month of May 2023.

3. DECENNIAL BLOCK

Source Of Power Supply	:	TNEB
Electric Power Supply is received from TANGEDCO	:	LT supply
Service number	:	09-050-139-1143
Sectional load	:	21
Annual Electricity Consumption, kWh	:	20790
Avg. Annual Power factor	:	0.69
Unit charges, INR/kWh	:	9.14

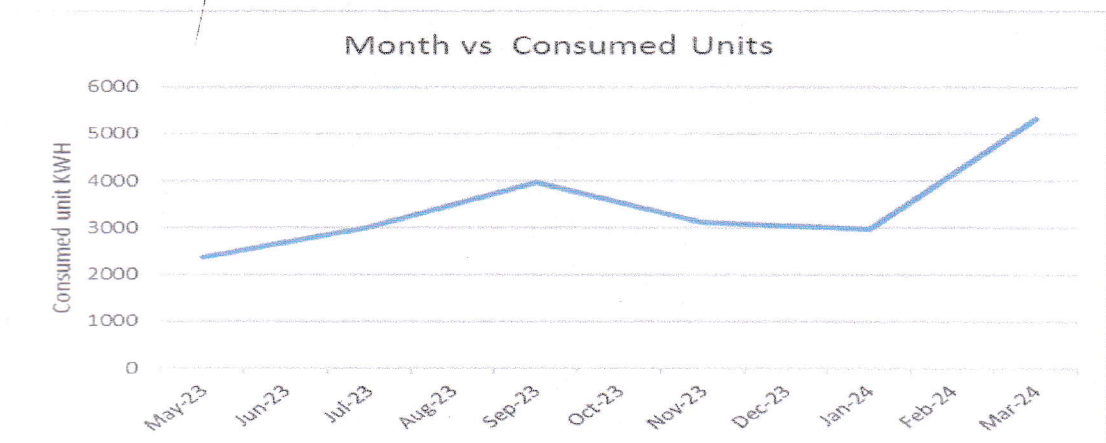
Monthly Electricity Bills for a period of one year has been studied. The same is tabulated as below:

SERVICE NUMBER: 09-050-139-1143				
Month	Consumed Units, kWh	Unit charges, INR/kWh	Current Consumption Charges, INR	Total bill, INR
May-23	2380	8.92	21229.6	26601
Jul-23	3020	9.03	27263.05	33218
Sep-23	3970	9.14	36265.95	42557
Nov-23	3130	9.14	28592.55	34418
Jan-24	2970	9.14	27130.95	32976
Mar-24	5320	9.14	48598.2	55516
Total	20790	9.14	189080	225286

Remarks:

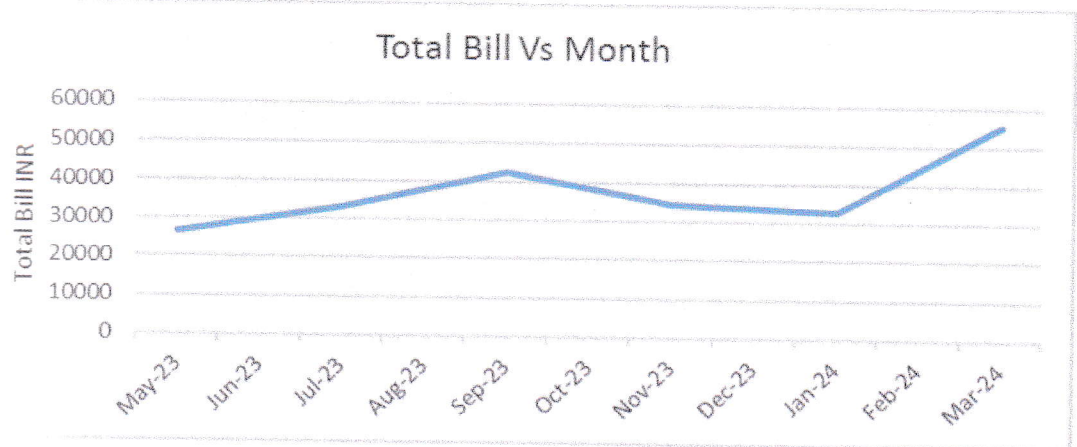
- The average power factor is 0.69. It is recommended to maintain power factor near unity.
- The average recorded demand is 17.

The graphical representation between consumed Units vs. month is shown below:



The maximum unit is consumed in the month of March 2024 and minimum unit is consumed in the month of May 2022.

The bill details over the period of one year is shown below.



The maximum bill is paid in the month of March 2024 and minimum unit is consumed in the month of May 2023.

4. CRJB BLOCK

Source Of Power Supply	:	TNEB
Electric Power Supply is received from TANGEDCO	:	LT supply
Service number	:	09-050-139-1268
Sectional load	:	66
Annual Electricity Consumption, kWh	:	36464
Avg. Annual Power factor	:	0.86
Unit charges, INR/kWh	:	9.14

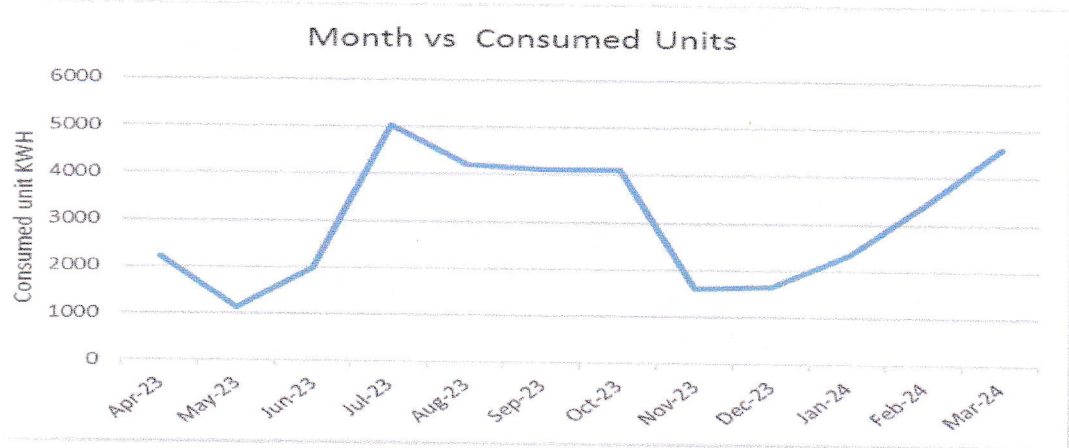
Monthly Electricity Bills for a period of one year has been studied. The same is tabulated as below:

SERVICE NUMBER: 09-050-139-1268				
Month	Consumed Units, kWh	Unit charges, INR/kWh	Current Consumption Charges, INR	Total bill, INR
Apr-23	2220	8.92	19802.4	46788
May-23	1140	8.92	10168.8	36384
Jun-23	1980	8.50	16830	45218
Jul-23	5040	9.14	46040.4	78167
Aug-23	4211.7	9.14	38473.88	69159
Sep-23	4113.6	9.14	37577.74	67309
Oct-23	4120.5	9.14	37640.77	67595
Nov-23	1615.2	9.13	14754.85	43673
Dec-23	1652.7	9.13	15097.41	44041
Jan-24	2329.8	9.13	21282.72	50294
Feb-24	3423.3	9.14	31271.85	61080
Mar-24	4617.6	9.14	42181.78	72408
Total	36464.4	9.14	331123	682116

Remarks:

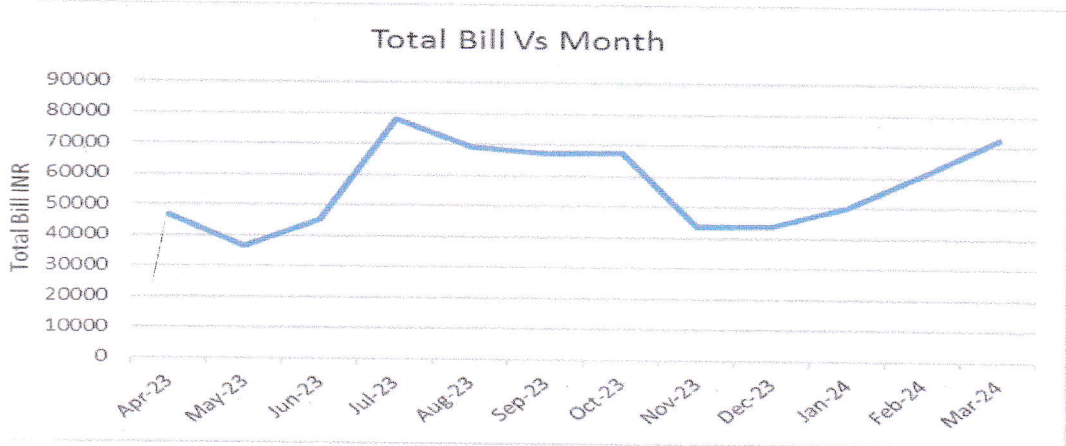
- The average power factor is 0.86. It is recommended to maintain power factor near unity.
- The average recorded demand is 40.91.

The graphical representation between consumed Units vs. month is shown below:



The maximum unit is consumed in the month of July 2023 and minimum unit is consumed in the month of May 2023.

The bill details over the period of one year is shown below.



The maximum bill is paid in the month of July 2023 and minimum unit is consumed in the month of May 2023.

5. Pump House

Source Of Power Supply	:	TNEB
Electric Power Supply is received from TANGEDCO	:	LT supply
Service number	:	09-050-139-932
Sectional load	:	6
Annual Electricity Consumption, kWh	:	190
Avg. Annual Power factor	:	0.00
Unit charges, INR/kWh	:	9.14

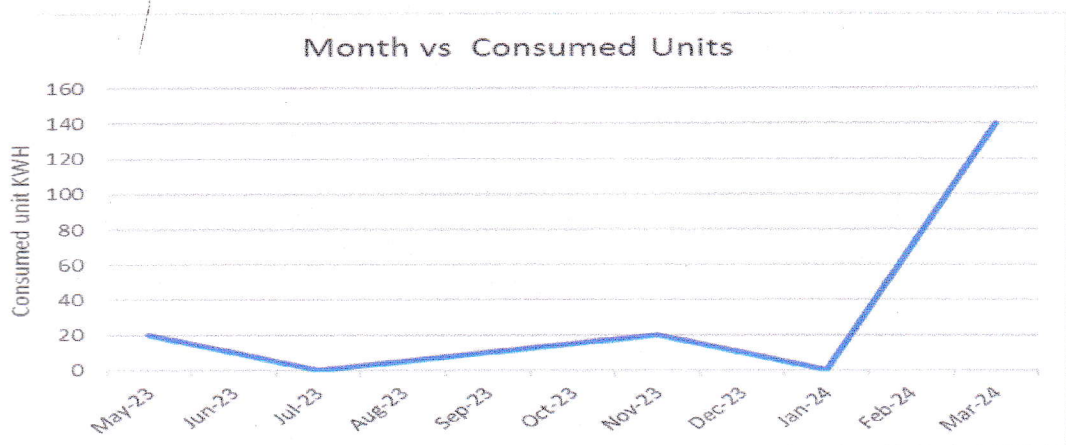
Monthly Electricity Bills for a period of one year has been studied. The same is tabulated as below:

SERVICE NUMBER: 09-050-139-932				
Month	Consumed Units, kWh	Unit charges, INR/kWh	Current Consumption Charges, INR	Total bill, INR
May-23	20	8.92	178.4	1417
Jul-23	0	0	0	1252
Sep-23	10	9.14	91.35	1340
Nov-23	20	9.14	182.7	1436
Jan-24	0	0	0	1224
Mar-24	140	9.14	1278.9	2587
Total	190	0	1731	9256

Remarks:

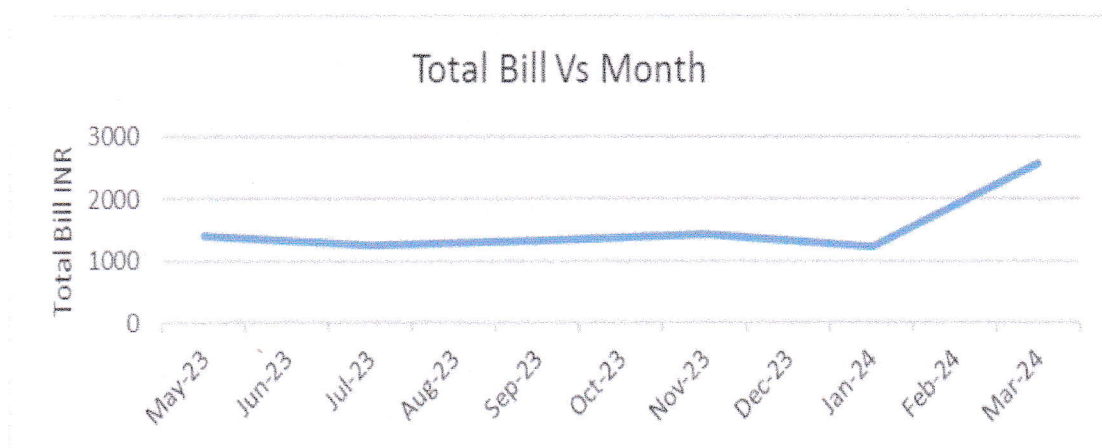
- The average power factor is 0.0.
- The average recorded demand is 2.

The graphical representation between consumed Units vs. month is shown below:



The maximum unit is consumed in the month of March 2024 and minimum unit is consumed in the month of July 2023 and January 2024.

The bill details over the period of one year is shown below.



The maximum bill is paid in the month of March 2024 and minimum unit is consumed in the month of January 2024.

6. Seetha cunnan silver jubilee science block

Source Of Power Supply	:	TNEB
Electric Power Supply is received from TANGEDCO	:	LT supply
Service number	:	09-050-139-2164
Sanctional load	:	7
Annual Electricity Consumption, kWh	:	6824
Avg. Annual Power factor	:	0.93
Unit charges, INR/kWh	:	9.14

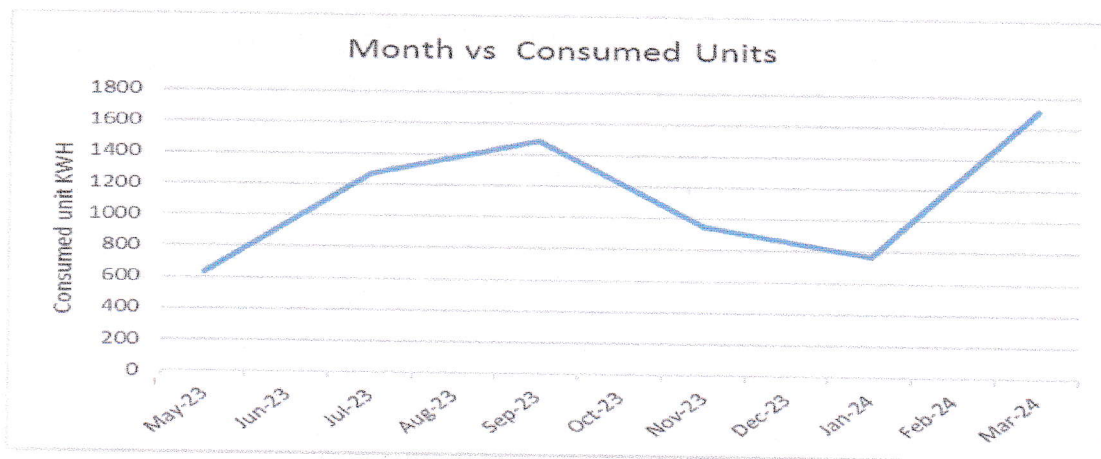
Monthly Electricity Bills for a period of one year has been studied. The same is tabulated as below:

SERVICE NUMBER: 09-050-139-2164				
Month	Consumed Units, kWh	Unit charges, INR/kWh	Current Consumption Charges, INR	Total bill, INR
May-23	630	8.92	5619.6	7311
Jul-23	1270	9.03	11464.93	13572
Sep-23	1490	9.14	13611.15	15610.35
Nov-23	950	9.14	8678.25	10723
Jan-24	770	9.14	7033.95	8885
Mar-24	1714	9.14	15657.39	17929
Total	6824	9.14	62065	74030

Remarks:

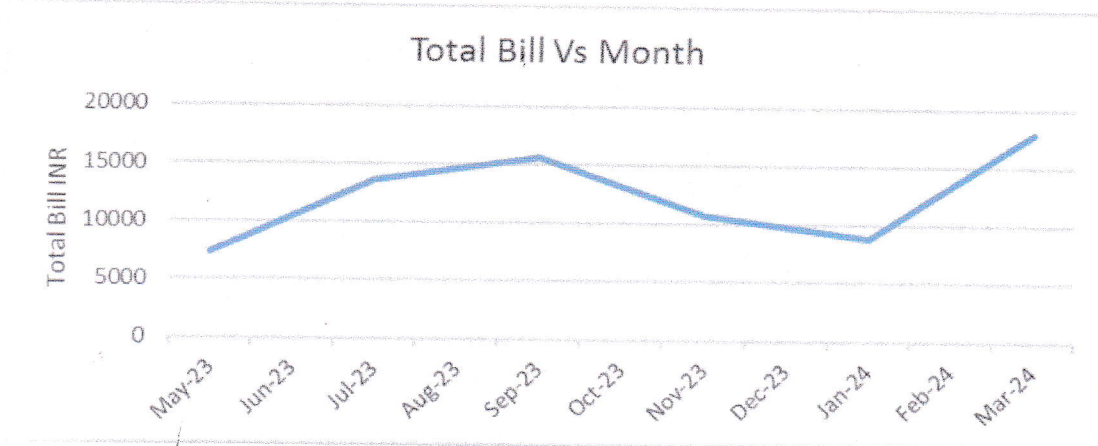
- The average power factor is 0.93.
- The average recorded demand is 7.

The graphical representation between consumed Units vs. month is shown below:



The maximum unit is consumed in the month of March 2024 and minimum unit is consumed in the month of May 2023.

The bill details over the period of one year is shown below.



The maximum bill is paid in the month of March 2024 and minimum unit is consumed in the month of May 2023.

7. Source - 1

Source Of Power Supply	:	TNEB
Electric Power Supply is received from TANGEDCO	:	LT supply
Service number	:	09-050-139-403
Sectional load	:	31
Annual Electricity Consumption, kWh	:	34973
Avg. Annual Power factor	:	0.67
Unit charges, INR/kWh	:	8.56

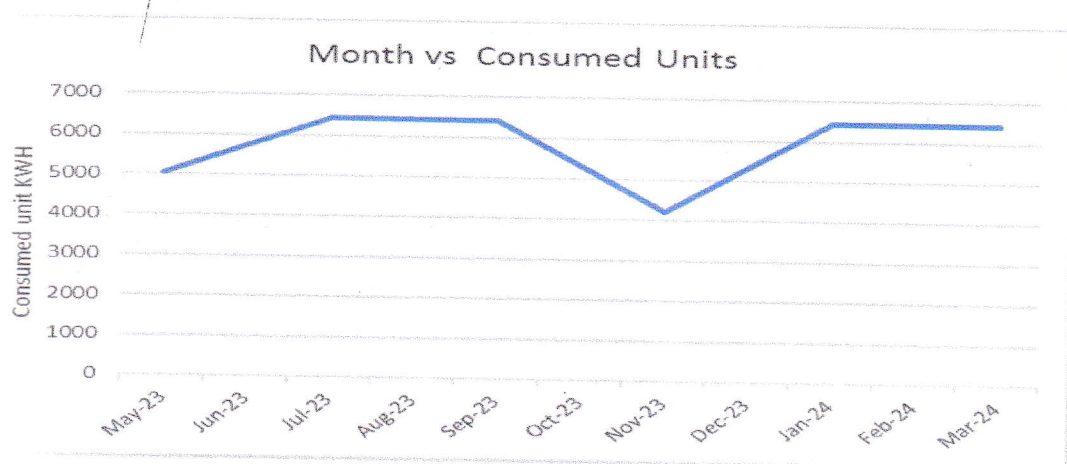
Monthly Electricity Bills for a period of one year has been studied. The same is tabulated as below:

SERVICE NUMBER: 09-050-139-403				
Month	Consumed Units, kWh	Unit charges, INR/kWh	Current Consumption Charges, INR	Total bill, INR
May-23	5040	8.40	42336	55149
Jul-23	6450	8.48	54712.77	68384
Sep-23	6407	8.56	54828.54	68600
Nov-23	4218	8.56	36095.96	48809
Jan-24	6429	8.56	55016.81	68748
Mar-24	6429	8.56	55016.81	67874
Total	34973	8.56	298007	377564

Remarks:

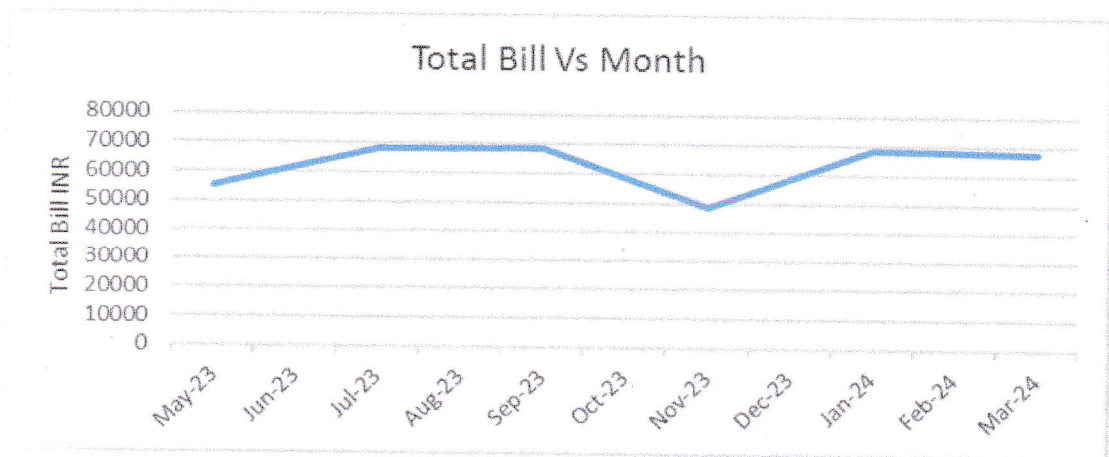
- The average power factor is 0.67. It is recommended to maintain power factor near unity.
- The average recorded demand is 13.5.

The graphical representation between consumed Units vs. month is shown below:



The maximum unit is consumed in the month of March 2024 and minimum unit is consumed in the month of November 2023.

The bill details over the period of one year is shown below.



The maximum bill is paid in the month of January 2024 and minimum unit is consumed in the month of November 2023.

8. Source - 2

Source Of Power Supply	:	TNEB
Electric Power Supply is received from TANGEDCO	:	LT supply
Service number	:	09-050-139-404
Sectional load	:	2
Annual Electricity Consumption, kWh	:	1410
Avg. Annual Power factor	:	0.00
Unit charges, INR/kWh	:	9.14

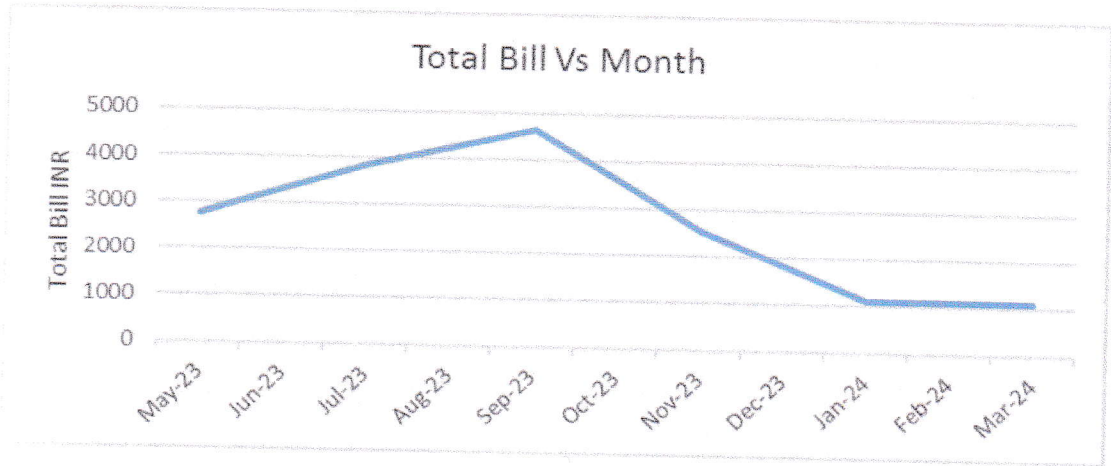
Monthly Electricity Bills for a period of one year has been studied. The same is tabulated as below:

SERVICE NUMBER: 09-050-139-404				
Month	Consumed Units, kWh	Unit charges, INR/kWh	Current Consumption Charges, INR	Total bill, INR
May-23	250	8.92	2230	2762
Jul-23	360	9.03	3249.9	3851
Sep-23	440	9.14	4019.4	4649
Nov-23	220	9.14	2009.7	2539
Jan-24	70	9.14	639.45	1100
Mar-24	70	9.14	639.45	1100
Total	1410	9.14	12788	16001

Remarks:

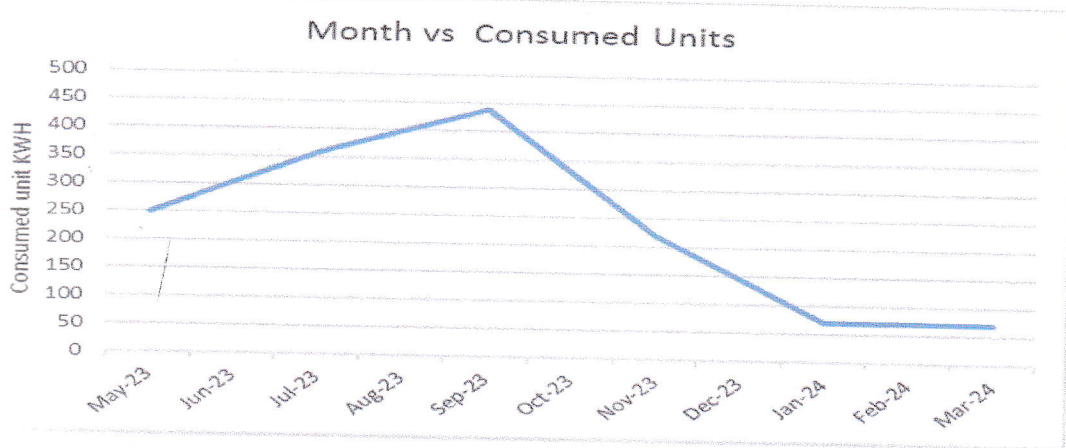
- The average power factor is 0.0.
- The average recorded demand is 2.

The graphical representation between consumed Units vs. month is shown below:



The maximum unit is consumed in the month of September 2023 and minimum unit is consumed in the month of February and March 2024.

The bill details over the period of one year is shown below.



The maximum bill is paid in the month of September 2023 and minimum unit is consumed in the month of July 2022.

9. CUNNAN AUDITORIUM

Source Of Power Supply	:	TNEB
Electric Power Supply is received from TANGEDCO	:	LT supply
Service number	:	09-050-139-406
Sectional load	:	23
Annual Electricity Consumption, kWh	:	17490
Avg. Annual Power factor	:	0.50
Unit charges, INR/kWh	:	8.56

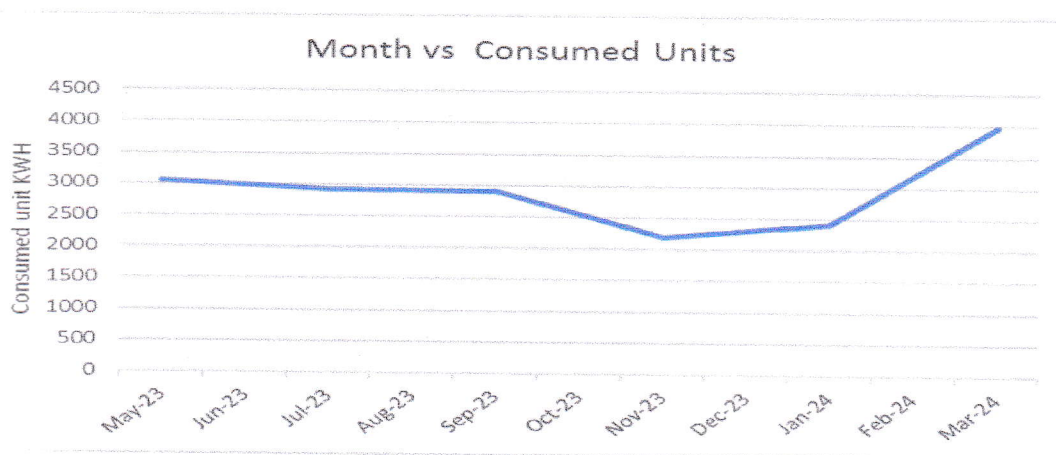
Monthly Electricity Bills for a period of one year has been studied. The same is tabulated as below:

SERVICE NUMBER: 09-050-139-406				
Month	Consumed Units, kWh	Unit charges, INR/kWh	Current Consumption Charges, INR	Total bill, INR
May-23	3050	8.40	25620	31681
Jul-23	2930	8.48	24842.88	31095
Sep-23	2910	8.56	24902.62	30993
Nov-23	2200	8.56	18826.72	24542
Jan-24	2420	8.56	20709.39	26590
Mar-24	3980	8.56	34059.25	40617
Total	17490	8.56	148961	185518

Remarks:

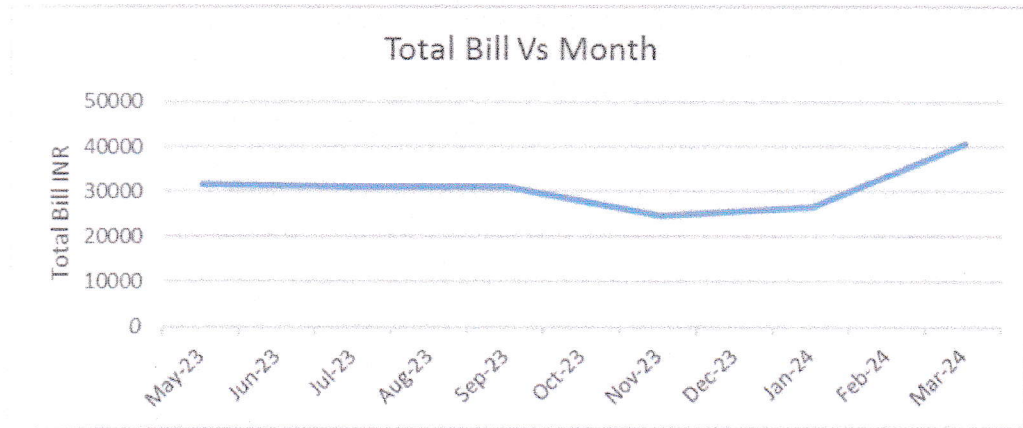
- The average power factor is 0.50. It is recommended to maintain power factor near unity.
- The average recorded demand is 13.

The graphical representation between consumed Units vs. month is shown below:



The maximum unit is consumed in the month of March 2024 and minimum unit is consumed in the month of November 2023.

The bill details over the period of one year is shown below.



The maximum bill is paid in the month of March 2024 and minimum unit is consumed in the month of November 2023.

18.3 LIGHTING DETAILS

The light details of the campus are as follows.

S. No	Block Name	Floor	Location	Type of Light	Wattage	No of Lights	Load, kW	Operating Hours
1	Seethamma Block	Ground floor	SB-3_ I-P Criminal (Classroom)	T8	36	6	0.22	5.5
2	Seethamma Block	Ground floor	SB-4_ II MCOM (Classroom)	T8	36	6	0.22	5.5
3	Seethamma Block	Ground floor	SB-5_ I MCOM (Classroom)	T8	36	4	0.14	5.5
4	Seethamma Block	Ground floor	Staff Rest Room_ Men	T8	36	3	0.11	5.5
5	Seethamma Block	Ground floor	Staff Rest Room_ Women	T8	36	3	0.11	5.5
6	Seethamma Block	Ground floor	Staff Rest Room_ Dressing Room	T8	36	1	0.04	5.5
7	Seethamma Block	Staircase	EB room	T8	36	1	0.04	8
8	Seethamma Block	Staircase	Staircase	T8	36	1	0.04	11.5
9	Seethamma Block	First Floor	SB-6_ UPS Room	T8	36	2	0.07	8
10	Seethamma Block	First Floor	SB-7_ Staff Room	T8	36	4	0.14	8
11	Seethamma Block	First Floor	SB-8_ III BCOM-A	T8	36	5	0.18	5.5
12	Seethamma Block	First Floor	SB-9_ III BCOM-B	T8	36	5	0.18	5.5
13	Seethamma Block	Second Floor	SB-13_ II BCOM-B	T8	36	4	0.14	5.5
14	Seethamma Block	Second Floor	SB-14_ II BCOM-C	T8	36	3	0.11	5.5
15	Seethamma Block	Second Floor	SB-15_ I BCOM-A	T8	36	5	0.18	5.5
16	Seethamma Block	Second Floor	SB-16_ I BCOM-B	T8	36	5	0.18	5.5
17	Seethamma Block	Second Floor	SB-17_ I BCOM-C	T8	36	5	0.18	5.5
18	Seethamma Block	Second Floor	Commerce Lab	T8	36	9	0.32	5.5
19	DMB Block	Ground Floor	DMB-1_ Corporate Staff	T8	36	3	0.11	5.5
20	DMB Block	Ground Floor	DMB-2_ I.S.M. Staff	T8	36	3	0.11	5.5
21	DMB Block	Ground Floor	DMB-3_ II M. An Economic Class	T8	36	3	0.11	5.5
22	DMB Block	Ground Floor	DMB-8_ I BCOM I.S.M Class	T8	36	4	0.14	5.5

S. No	Block Name	Floor	Location	Type of Light	Wattage	No of Lights	Load, kW	Operating Hours
23	DMB Block	Ground Floor	DMB-9_ II BCOM I.S.M Class	T8	36	4	0.14	5.5
24	DMB Block	Ground Floor	DMB-10_ III BCOM I.S.M Class	T8	36	4	0.14	5.5
25	DMB Block	Ground Floor	EB room	T8	36	1	0.04	2
26	DMB Block	First Floor	Staff/ Student Rest room	T8	36	1	0.04	5.5
27	DMB Block	First Floor	Staff Rest Room	T8	36	1	0.04	5.5
28	DMB Block	First Floor	Library_ Reading room	T8	36	8	0.29	8.5
29	DMB Block	First Floor	Library_ Staff room	T8	36	5	0.18	8.5
30	DMB Block	First Floor	Library_ Book Rack area	T8	36	32	1.15	8.5
31	DMB Block	First Floor	DMB-11_ III BSC Computer Science-B	T8	36	4	0.14	5.5
32	DMB Block	Second Floor	DMB-19_ III Maths	T8	36	4	0.14	5.5
33	DMB Block	Second Floor	DMB-20_ MSW (Medical)	T8	36	4	0.14	5.5
34	DMB Block	Second Floor	DMB-21_ MSW (Medical)	T8	36	4	0.14	5.5
35	DMB Block	Second Floor	DMB-22_ Maths Staff Room	T8	36	2	0.07	5.5
36	DMB Block	Second Floor	DMB-23_ I BSC Computer Science - B	T8	36	4	0.14	5.5
37	DMB Block	Second Floor	DMB-24_ I BSC Computer Science - A	T8	36	4	0.14	5.5
38	DMB Block	Second Floor	DMB-25_ II BSC Computer Science - B	T8	36	4	0.14	5.5
39	DMB Block	Second Floor	DMB-26_ II BSC Computer Science - A	T8	36	4	0.14	5.5
40	DMB Block	Second Floor	Veranda Passage	T8	36	3	0.11	11.5
41	DMB Block	Second Floor	DMB-27_ MSW	T8	36	5	0.18	5.5
42	DMB Block	Second Floor Staircase	Veranda Passage	T8	36	4	0.14	11.5
43	Cunnan Block	Ground Floor	Office (Shift)	T8	36	10	0.36	8
44	Cunnan Block	Ground Floor	CB-2_ Principal Auditorium area	T8	36	7	0.25	8
45	Cunnan Block	Ground Floor	CB-3_ English Department	T8	36	6	0.22	8

S. No	Block Name	Floor	Location	Type of Light	Wattage	No of Lights	Load, kW	Operating Hours
46	Cunnan Block	Ground Floor	CB-4_ Board Room	T8	36	12	0.43	8
47	Cunnan Block	Ground Floor	CB-4_ Board Room_ Director room	T8	36	2	0.07	8
48	Cunnan Block	Ground Floor	Waiting Hall	T8	36	2	0.07	4
49	Cunnan Block	Ground Floor	Veranda Passage	T8	36	5	0.18	11.5
50	Cunnan Block	Ground Floor	Portico	T8	36	6	0.22	4
51	Cunnan Block	Ground Floor	Staff Rest Room	T8	36	2	0.07	9
52	Cunnan Block	Ground Floor	CB-5_ IBCOS	T8	36	2	0.07	6
53	Cunnan Block	Ground Floor	CB-6_ II Telugu	T8	36	2	0.07	6
54	Cunnan Block	Ground Floor	CB-7_ I Telugu	T8	36	4	0.14	6
55	Cunnan Block	Ground Floor	CB-8_ I BCOM Corporate Shift	T8	36	8	0.29	6
56	Cunnan Block	Ground Floor	CB-9_ Main Conference Hall	T8	36	2	0.07	6
57	Cunnan Block	Ground Floor	CB-10_ IQAC Room	T8	36	2	0.07	6
58	Cunnan Block	Ground Floor	CB-11_ I BA English	T8	36	2	0.07	6
59	Cunnan Block	Ground Floor	I BA Economic Classroom	T8	36	2	0.07	6
60	Cunnan Block	Ground Floor	CB-12_ I BCOM Classroom	T8	36	2	0.07	6
61	Cunnan Block	Ground Floor	CB-13_ III Telugu	T8	36	2	0.07	6
62	Cunnan Block	Ground Floor	Exam Cell	T8	36	8	0.29	6
63	Cunnan Block	First Floor	Staircase	T8	36	1	0.04	6
64	Cunnan Block	First Floor	Staircase	T8	36	1	0.04	6
65	Cunnan Block	First Floor	Veranda Passage	T8	36	8	0.29	6
66	Cunnan Block	First Floor	CB-17_ III B COM	T8	36	2	0.07	6
67	Cunnan Block	First Floor	CB-18_ II BA Economic Class	T8	36	4	0.14	6
68	Cunnan Block	First Floor	CB-19_ Hindi Staff Room	T8	36	1	0.04	6
69	Cunnan Block	First Floor	CB-23_ Computer Ups room	T8	36	17	0.61	6

S. No	Block Name	Floor	Location	Type of Light	Wattage	No of Lights	Load, kW	Operating Hours
70	Cunnan Block	First Floor	CB-24_ III BCom Corporate C.S	T8	36	5	0.18	6
71	Cunnan Block	First Floor	CB-25_ III BA History	T8	36	2	0.07	6
72	Cunnan Block	First Floor	CB-26_ II BA History	T8	36	2	0.07	6
73	Cunnan Block	First Floor	CB-27_ III BSC Maths	T8	36	2	0.07	6
74	Cunnan Block	First Floor	CB-28_ II BSC Maths	T8	36	2	0.07	6
75	Cunnan Block	First Floor	CB-29_ III BA English	T8	36	2	0.07	6
76	Decennial Block	Ground Floor	DB_ 4_ Hindi Classroom	T8	36	4	0.14	5.3
77	Decennial Block	First floor	DB_ 5_ III_ BCA_ 'A'	T8	36	4	0.14	5.3
78	Decennial Block	First floor	DB_ 6_ II_ BCA_ 'A'	T8	36	4	0.14	5.3
79	Decennial Block	First floor	DB_ 7_ III_ BCA_ 'B'	T8	36	4	0.14	5.3
80	Decennial Block	First floor	DB_ 8_ II_ BCA_ 'B'	T8	36	4	0.14	5.3
81	Decennial Block	First floor	DB_ 9_ Hindi Dept staff room	T8	36	1	0.04	5.3
82	Decennial Block	First floor	DB_ 10_ BCA Dept staff room	T8	36	3	0.11	5.3
83	Decennial Block	Second Floor	DB_ 15_ Student basic	T8	36	1	0.04	5.3
84	Decennial Block	Second Floor	DB_ 11_ I_ BCA_ 'B'	T8	36	4	0.14	5.3
85	Decennial Block	Second Floor	DB_ 12_ I_ BCA_ 'B'	T8	36	5	0.18	5.3
86	Decennial Block	Second Floor	Computer lab	T8	36	16	0.58	11.3
87	Science Block	Second Floor	Veranda Passage Light	T8	36	1	0.04	5.3
88	Auditorium outside area	Ground Floor	Door entrance_ 4 sides	T8	36	4	0.14	6
89	Outside security streetlights	Ground Floor	Outer area	T8	36	5	0.18	6
90	Cunnan Knowledge centre	First floor	Hall	T8	36	4	0.14	2
91	Shift II office	Ground floor	Office area	T8	36	5	0.18	11.5

S. No	Block Name	Floor	Location	Type of Light	Wattage	No of Lights	Load, kW	Operating Hours
92	Shift II office	Ground floor	Office area_ UPS room	T8	36	15	0.54	11.5
93	CRJB - Block	Ground Floor	CRJB-1 _ Computer lab	T8	36	12	0.43	5.5
94	CRJB - Block	Ground Floor	CRJB-2 _ Tamil Department	T8	36	6	0.22	5.5
95	CRJB - Block	Ground Floor	CRJB-3 _ Bell Room	T8	36	1	0.04	5.5
96	CRJB - Block	Ground Floor	CRJB-4 _ Computer UPS Room	T8	36	1	0.04	5.5
97	CRJB - Block	Ground Floor	Storeroom	T8	36	1	0.04	2
98	CRJB - Block	Ground Floor	CRJB-5_ English Staff Room	T8	36	6	0.22	8.5
99	CRJB - Block	Ground Floor	CRJB-9 _ NCC Room	T8	36	4	0.14	5.5
100	CRJB - Block	Ground Floor	CRJB-10 _ Placement Cell Room	T8	36	4	0.14	5.5
101	CRJB - Block	Ground Floor	CRJB-11 _ YRC	T8	36	2	0.07	5.5
102	CRJB - Block	Ground Floor	CRJB-13 _ Telegu Classroom	T8	36	2	0.07	5.5
103	CRJB - Block	Ground Floor	CRJB-13A _ Staff Room	T8	36	2	0.07	5.5
104	CRJB - Block	First Floor	Multimedia lab UPS Room	T8	36	1	0.04	5.5
105	CRJB - Block	First Floor	PhD - MPhil Research Centre Room	T8	36	2	0.07	5.5
106	CRJB - Block	First Floor	Static Lab	T8	36	5	0.18	5.5
107	CRJB - Block	First Floor	Vis-Com Staff Room	T8	36	3	0.11	5.5
108	CRJB - Block	First Floor	Reacting Room	T8	36	1	0.04	5.5
109	CRJB - Block	Second Floor	CRJB-26 _ III A/F - 'A'	T8	36	4	0.14	5.5
110	CRJB - Block	Second Floor	CRJB-27 _ II A/F - 'B'	T8	36	5	0.18	5.5
111	CRJB - Block	Second Floor	CRJB-33 _ III A/F - 'B'	T8	36	5	0.18	5.5
112	CRJB - Block	Second Floor	CRJB- A/F Staff Room	T8	36	5	0.18	5.5
113	CRJB - Block	Second Floor	Veranda & Passage	T8	36	4	0.14	11.5
114	CRJB - Block	First Floor	Light/Staircase veranda passage	T8	36	2	0.07	5.5
Total						486	17.5	6

Remarks:

The campus has replaced 239 Nos of T8 36 to LED Tube light.

LED Lights:

S. No	Block Name	Floor	Location	Type of Light	No of Lights	Wattage	Load, kW	Operating Hours
1	DMB Block	Ground Floor	Veranda Passage	LED	6	20	0.12	11.5
2	DMB Block	Ground Floor	Top Light	LED	1	36	0.036	11.5
3	Cunnan Block	Ground Floor	CB-1_ Pooja	LED	7	20	0.14	8
4	Cunnan Block	Ground Floor	Auditorium Pooja light	LED	3	20	0.06	8
5	Cunnan Block	Ground Floor	Veranda Passage	LED	9	20	0.18	11.5
6	Cunnan Block	Ground Floor	Portico	LED	3	20	0.06	11.5
7	Decennial Block	Ground Floor	Student Boys Rest Room	LED	3	14	0.042	5.3
8	Decennial Block	Ground Floor	Student Women Rest Room	LED	3	36	0.108	5.3
9	Decennial Block	Ground Floor	Veranda Passage	LED	4	20	0.08	11.3
10	Decennial Block	Ground Floor	Veranda Top Light	LED	1	36	0.036	11.3
11	Science Block	Ground Floor	Portico Light	LED	2	20	0.04	5.3
12	Science Block	Ground Floor	Top Light	LED	1	36	0.036	5.3
13	Science Block	Ground Floor	EB room	LED	1	20	0.02	5.3
14	Science Block	Ground Floor	Chemistry lab_ Store 1 and Store 2	LED	13	20	0.26	5.3
15	Science Block	Ground Floor	Physics staff room	LED	1	20	0.02	5.3
16	Science Block	Ground Floor	Chemistry staff room	LED	1	20	0.02	5.3
17	Science Block	Ground Floor	Physics lab	LED	14	20	0.28	5.3
18	Science Block	Ground Floor	Storerroom	LED	1	20	0.02	5.3
19	Science Block	Ground Floor	Dark room	LED	1	20	0.02	5.3
20	Science Block	Ground Floor	Lady's Rest room	LED	2	14	0.028	5.3
21	Science Block	Ground Floor	Staff women rest room	LED	1	40	0.04	5.3

S. No	Block Name	Floor	Location	Type of Light	No of Lights	Wattage	Load, kW	Operating Hours
22	Science Block	Ground Floor Staircase	Staircase	LED	2	14	0.028	11.3
23	Science Block	First Floor	Veranda	LED	2	14	0.028	11.3
24	Science Block	First Floor	Electronic Science Staff	LED	2	20	0.04	5.3
25	Science Block	First Floor	Electric Lab	LED	12	20	0.24	5.3
26	Science Block	First Floor	Electronic Science_ II Year Class	LED	2	20	0.04	5.3
27	Science Block	First Floor	Electronic_ I year	LED	2	20	0.04	5.3
28	Science Block	First Floor	Chemistry_ I year	LED	2	20	0.04	5.3
29	Science Block	Second floor Staircase	Staircase	LED	2	14	0.028	11.3
30	Science Block	Second Floor	Veranda Passage Light	LED	2	14	0.028	11.3
31	Science Block	Second Floor	Student Rest room	LED	3	14	0.042	5.3
32	Science Block	Second Floor	III-year Electronic Science classroom	LED	2	20	0.04	5.3
33	Science Block	Second Floor	III-year physical classroom	LED	2	20	0.04	5.3
34	Science Block	Second Floor	II-year physics	LED	2	20	0.04	5.3
35	Science Block	Second Floor	II-year Chemistry classroom	LED	2	20	0.04	5.3
36	Science Block	Second Floor	III-year Chemistry	LED	2	20	0.04	5.3
37	Science Block	Second Floor	Ramanujan hall	LED	2	20	0.04	5.3
38	Cunnan Auditorium	Ground Floor	Auditorium Hall	LED	54	36	1.944	6
39	Cunnan Auditorium	Ground Floor	Stage lights	LED	20	36	0.72	6
40	Cunnan Auditorium	Ground Floor	Stage lights	LED	2	36	0.072	6
41	Cunnan Auditorium	Ground Floor	Green room (Men)	LED	4	20	0.08	6
42	Cunnan Auditorium	Ground Floor	Green room (Women)	LED	4	20	0.08	6
43	Outside security streetlights	Ground Floor	Drinking water	LED	1	36	0.036	6

S. No	Block Name	Floor	Location	Type of Light	No of Lights	Wattage	Load, kW	Operating Hours
44	Outside security streetlights	Ground Floor	Drinking water	LED	1	12	0.012	6
45	EB room	Ground Floor	Room inside	LED	1	12	0.012	6
46	CRJB - Block	Ground Floor	CRJB _ Rest Room (Boys)	LED	2	9	0.018	8.5
47	CRJB - Block	Ground Floor	Portico Outside	LED	1	36	0.036	11.5
48	CRJB - Block	Ground Floor	Veranda & Passage	LED	6	20	0.12	11.5
49	CRJB - Block	First Floor	CRJB-14 _ Old Number UPS Galaxy Room	LED	1	75	0.075	5.5
50	CCB - Block	Ground floor	Veranda Lighting	LED	3	20	0.06	11.5
51	CCB - Block	Ground Floor	Veranda Lighting	LED	1	14	0.014	11.5
52	CCB - Block	Ground Floor	Veranda Lighting	LED	1	36	0.036	11.5
53	CRJB - Block	Second Floor	BBA - I _ CRJB-32	LED TUBE LIGHT	4	36	0.144	5.5
54	CRJB - Block	Second Floor	BBA - II _ BBA CRJB-36	LED TUBE LIGHT	4	36	0.144	5.5
55	CRJB - Block	Second Floor	BBA - III _ BBA CRJB-35	LED TUBE LIGHT	6	36	0.216	5.5
56	CRJB - Block	Second Floor	BBA _ Staff Room	LED TUBE LIGHT	2	36	0.072	5.5
57	CCB - Block	Ground Floor	CCB-1 _ GO Room	LED TUBE LIGHT	2	36	0.072	5
58	CCB - Block	Ground Floor	CCB-1A - Supervisor Room	LED TUBE LIGHT	1	36	0.036	9
59	CCB - Block	Ground Floor	CCB-2 _ Tamil First Year	LED TUBE LIGHT	5	36	0.18	5.5
60	CCB - Block	Ground Floor	CCB-3 _ Tamil Second Year	LED TUBE LIGHT	5	36	0.18	5.5
61	CCB - Block	Ground Floor	CCB-4 _ Tamil Third Year	LED TUBE LIGHT	5	36	0.18	5.5

S. No	Block Name	Floor	Location	Type of Light	No of Lights	Wattage	Load, kW	Operating Hours
62	CCB - Block	Ground floor	CCB-5 _ Research Centre	LED TUBE LIGHT	1	36	0.036	2
63	CCB - Block	First Floor	CCB-6 _ Statics First Year	LED TUBE LIGHT	6	36	0.216	5.5
64	CCB - Block	First Floor	CCB-7 _ Statics Second Year	LED TUBE LIGHT	6	36	0.216	5.5
65	CCB - Block	First Floor	CCB-8 _ Statics Third Year	LED TUBE LIGHT	6	36	0.216	5.5
66	CCB - Block	Ground floor	CCB-9 Hick	LED TUBE LIGHT	1	36	0.036	2
67	CCB - Block	Second Floor	CCB-10 _ English First Year Class	LED TUBE LIGHT	5	36	0.18	5.5
68	CCB - Block	Second Floor	CCB-11 _ English Second Year Class	LED TUBE LIGHT	5	36	0.18	5.5
69	CCB - Block	Second Floor	CCB-12 _ English Third Year Class	LED TUBE LIGHT	5	36	0.18	5.5
70	CCB - Block	Second Floor	Seethama fine arts club	LED TUBE LIGHT	1	36	0.036	2

Fancy (LED) Type Light details:

S. No	Block Name	Floor	Location	Type of Light	No of Lights	Wattage	Load, kW	Operating Hours
1	CRJB - Block	First Floor	CRJB-14 _ Old Number UPS Galaxy Room	Stand Fancy (LED)	1	75	0.075	5.5
2	CRJB - Block	First Floor	CRJB-18 _ Plots Graph Room (Celluloid Factory0	Fancy Light	15	10	0.15	5.5
3	CRJB - Block	First Floor	Dubbing Room	Fancy Light	2	20	0.04	5.5
4	CRJB - Block	First Floor	Editing Room	Fancy Light	2	20	0.04	5.5
5	CRJB - Block	First Floor	Light/Fancy light Staircase	Fancy Light	12	20	0.24	5.5

Spotlight Details:

S. No	Block Name	Floor	Location	Type of Light	No of Lights	Wattage	Load, kW	Operating Hours
1	CRJB - Block	First Floor	CRJB-14_ Old Number UPS Galaxy Room	Spotlight	32	10	0.32	5.5

Top light Details:

S. No	Block Name	Floor	Location	Type of Light	No of Lights	Wattage	Load, kW	Operating Hours
1	Cunnan Block	Ground Floor	Portico	Ceiling Top Light	2	36	0.072	4

UV Light Details:

S. No	Block Name	Floor	Location	Type of Light	No of Lights	Wattage	Load, kW	Operating Hours
1	Motor Room II	Ground floor	RO Plant_ UV lamb	UV Lamp	1	1000	1	4

18.4 FAN DETAILS

The fan details of the campus are as follows.

S. No	Block Name	Floor	Location	Watts	No of Fans	Load, kW	Operating Hours
1	Seethamma Block	Ground Floor	SB-1_ Computer Lab	60	4	0.24	8
2	Seethamma Block	Ground Floor	SB-2_ II-P Criminal (Classroom)	60	7	0.42	5.5
3	Seethamma Block	Ground Floor	SB-3_ I-P Criminal (Classroom)	60	7	0.42	5.5
4	Seethamma Block	Ground Floor	SB-4_ II MCOM (Classroom)	60	7	0.42	5.5
5	Seethamma Block	Ground Floor	SB-5_ I MCOM (Classroom)	60	7	0.42	5.5
6	Seethamma Block	Ground Floor	Staff Rest Room_ Dressing Room	60	1	0.06	5.5
7	Seethamma Block	First Floor	SB-6_ UPS Room	60	1	0.06	8
8	Seethamma Block	First Floor	SB-7_ Staff Room	60	7	0.42	8
9	Seethamma Block	First Floor	SB-8_ III BCOM-A	60	7	0.42	5.5
10	Seethamma Block	First Floor	SB-9_ III BCOM-B	60	7	0.42	5.5

S. No	Block Name	Floor	Location	Watts	No of Fans	Load, kW	Operating Hours
11	Seethamma Block	First Floor	SB-10_ III BCOM-C	60	7	0.42	5.5
12	Seethamma Block	First Floor	SB-11_ II BCOM-A	60	7	0.42	5.5
13	Seethamma Block	First Floor	ED-Cell Room	60	1	0.06	5.5
14	Seethamma Block	Second Floor	SB-12_ Telugu Classroom	60	1	0.06	5.5
15	Seethamma Block	Second Floor	SB-13_ II BCOM-B	60	6	0.36	5.5
16	Seethamma Block	Second Floor	SB-14_ II BCOM-C	60	6	0.36	5.5
17	Seethamma Block	Second Floor	SB-15_ I BCOM-A	60	6	0.36	5.5
18	Seethamma Block	Second Floor	SB-16_ I BCOM-B	60	6	0.36	5.5
19	Seethamma Block	Second Floor	SB-17_ I BCOM-C	60	6	0.36	5.5
20	Seethamma Block	Second Floor	Commerce Lab	60	9	0.54	5.5
21	DMB Block	Ground Floor	DMB-1_ Corporate Staff	60	3	0.18	5.5
22	DMB Block	Ground Floor	DMB-2_ I.S.M. Staff	60	3	0.18	5.5
23	DMB Block	Ground Floor	DMB-3_ II M.A Economic Class	60	3	0.18	5.5
24	DMB Block	Ground Floor	DMB-4_ I M.A Economic Class	60	3	0.18	5.5
25	DMB Block	Ground Floor	DMB-5_ II M.A Tamil	60	3	0.18	5.5
26	DMB Block	Ground Floor	DMB-6_ PhD (Commerce)	60	3	0.18	5.5
27	DMB Block	Ground Floor	DMB-7_ I M.A Tamil	60	6	0.36	5.5
28	DMB Block	Ground Floor	DMB-8_ I BCOM I.S.M Class	60	6	0.36	5.5
29	DMB Block	Ground Floor	DMB-9_ II BCOM I.S.M Class	60	6	0.36	5.5
30	DMB Block	Ground Floor	DMB-10_ III BCOM I.S.M Class	60	6	0.36	5.5
31	DMB Block	First Floor	Library_ Reading room	60	9	0.54	8.5
32	DMB Block	First Floor	Library_ Staff room	60	4	0.24	8.5
33	DMB Block	First Floor	Library_ Book Rack area	60	17	1.02	8.5
34	DMB Block	First Floor	DMB-11_ III BSC Computer Science-B	60	6	0.36	5.5
35	DMB Block	First Floor	DMB-12_ I M. A	60	3	0.18	5.5

S. No	Block Name	Floor	Location	Watts	No of Fans	Load, kW	Operating Hours
36	DMB Block	First Floor	DMB-13_ Computer Lab	60	12	0.72	5.5
37	DMB Block	First Floor	DMB-14_ Computer UPS room	60	1	0.06	8.5
38	DMB Block	First Floor	DMB-15_ Staff Room Computer Science	60	4	0.24	5.5
39	DMB Block	Second Floor	DMB-18_ MSW (Medical)	60	4	0.24	5.5
40	DMB Block	Second Floor	DMB-19_ III Maths	60	6	0.36	5.5
41	DMB Block	Second Floor	DMB-20_ MSW (Medical)	60	6	0.36	5.5
42	DMB Block	Second Floor	DMB-21_ MSW (Medical)	60	6	0.36	5.5
43	DMB Block	Second Floor	DMB-22_ Maths Staff Room	60	4	0.24	5.5
44	DMB Block	Second Floor	DMB-23_ I BSC Computer Science - B	60	6	0.36	5.5
45	DMB Block	Second Floor	DMB-24_ I BSC Computer Science - A	60	6	0.36	5.5
46	DMB Block	Second Floor	DMB-25_ II BSC Computer Science - B	60	6	0.36	5.5
47	DMB Block	Second Floor	DMB-26_ II BSC Computer Science - A	60	6	0.36	5.5
48	DMB Block	Second Floor	DMB-27_ MSW	60	4	0.24	5.5
49	Cunnan Block	Ground Floor	Office (Shift)	60	8	0.48	8
50	Cunnan Block	Ground Floor	CB-2_ Principal Auditorium area	60	5	0.3	8
51	Cunnan Block	Ground Floor	CB-3_ English Department	60	4	0.24	8
52	Cunnan Block	Ground Floor	CB-4_ Board Room_ Director room	60	8	0.48	8
53	Cunnan Block	Ground Floor	Conference Hall	60	12	0.72	4
54	Cunnan Block	Ground Floor	Waiting Hall	60	8	0.48	4
55	Cunnan Block	Ground Floor	Cunnan Block Portico	60	1	0.06	8
56	Cunnan Block	Ground Floor	CB-5_ IBCOS	60	4	0.24	6
57	Cunnan Block	Ground Floor	CB-6_ II Telugu	60	3	0.18	6
58	Cunnan Block	Ground Floor	CB-7_ I Telugu	60	2	0.12	6
59	Cunnan Block	Ground Floor	CB-8_ I BCOM Corporate Shift	60	6	0.36	6

S. No	Block Name	Floor	Location	Watts	No of Fans	Load, kW	Operating Hours
60	Cunnam Block	Ground Floor	CB-9_ Main Conference Hall	60	7	0.42	6
61	Cunnam Block	Ground Floor	CB-10_ IQAC Room	60	5	0.3	6
62	Cunnam Block	Ground Floor	IQAC Room	60	2	0.12	6
63	Cunnam Block	Ground Floor	CB-11_ I BA English	60	5	0.3	6
64	Cunnam Block	Ground Floor	CB-12_ I BCOM Classroom	60	5	0.3	6
65	Cunnam Block	Ground Floor	CB-13_ III Telugu	60	5	0.3	6
66	Cunnam Block	Ground Floor	Exam Cell	60	8	0.48	6
67	Cunnam Block	First Floor	CB-17_ III B COM	60	5	0.3	6
68	Cunnam Block	First Floor	CB-18_ II BA Economic Class	60	5	0.3	6
69	Cunnam Block	First Floor	CB-19_ Hindi Staff Room	60	2	0.12	6
70	Cunnam Block	First Floor	CB-20_ Tamil Department	60	2	0.12	6
71	Cunnam Block	First Floor	Economic Department	60	2	0.12	6
72	Cunnam Block	First Floor	Corporate Section	60	2	0.12	6
73	Cunnam Block	First Floor	Maths Department	60	3	0.18	6
74	Cunnam Block	First Floor	CB-21_ III BCom C.S Classroom	60	5	0.3	6
75	Cunnam Block	First Floor	CB-22_ III Economic Classroom	60	5	0.3	6
76	Cunnam Block	First Floor	CB-23_ Computer Ups room	60	12	0.72	6
77	Cunnam Block	First Floor	CB-24_ III BCom Corporate C.S	60	6	0.36	6
78	Cunnam Block	First Floor	CB-25_ III BA History	60	5	0.3	6
79	Cunnam Block	First Floor	CB-26_ II BA History	60	5	0.3	6
80	Cunnam Block	First Floor	CB-27_ III BSC Maths	60	5	0.3	6
81	Cunnam Block	First Floor	CB-28_ II BSC Maths	60	5	0.3	6
82	Cunnam Block	First Floor	CB-29_ III BA English	60	5	0.3	6
83	Cunnam Block	First Floor	CB-30_ II BA English	60	5	0.3	6
84	Cunnam Block	First Floor	Staff room	60	6	0.36	6
85	Cunnam Block	First Floor	Conference Hall	60	12	0.72	6
86	Cunnam Block	First Floor	Women Rest Room	60	1	0.06	6
87	Cunnam Block	First Floor	Wending Machine	60	1	0.06	6
88	Cunnam Block	First Floor	Repose Room	60	2	0.12	6
89	Cunnam Block	Ground Floor	Pro Cabin	60	1	0.06	6

S. No	Block Name	Floor	Location	Watts	No of Fans	Load, kW	Operating Hours
90	Cunnan Block	Ground Floor	Gate Room	60	1	0.06	6
91	Decennial Block	Ground Floor	DB-1_ I-B. Com	60	6	0.36	5.3
92	Decennial Block	Ground Floor	DB_2_ II-B. Com	60	6	0.36	5.3
93	Decennial Block	Ground Floor	DB_3_ III-B. Com	60	6	0.36	5.3
94	Decennial Block	Ground Floor	DB_4_ Hindi Classroom	60	6	0.36	5.3
95	Decennial Block	Ground Floor	Student Boys Rest Room exhaust fan	90	2	0.18	5.3
96	Decennial Block	Ground Floor	Student Women Rest Room exhaust fan	90	2	0.18	5.3
97	Decennial Block	First Floor	DB_5_ III_BCA_ 'A'	60	6	0.36	5.3
98	Decennial Block	First Floor	DB_6_ II_BCA_ 'A'	60	6	0.36	5.3
99	Decennial Block	First Floor	DB_7_ III_BCA_ 'B'	60	6	0.36	5.3
100	Decennial Block	First Floor	DB_8_ II_BCA_ 'B'	60	6	0.36	5.3
101	Decennial Block	First Floor	DB_9_ Hindi Dept staff room	60	1	0.06	5.3
102	Decennial Block	First Floor	DB_10_BCA Dept staff room	60	3	0.18	5.3
103	Decennial Block	First Floor	Student Basic Research centre DB_15	60	6	0.36	5.3
104	Decennial Block	First Floor	DB_11_ I_BCA_ 'B'	60	6	0.36	5.3
105	Decennial Block	First Floor	DB_12_ I_BCA_ 'B'	60	6	0.36	5.3
106	Decennial Block	First Floor	Computer lab_D_13	60	12	0.72	11.3
107	Decennial Block	First Floor	Veranda passage	60	2	0.12	5.3
108	Science block	Ground floor	Staff room	60	1	0.06	5.3
109	Science block	Ground floor	Chemical room	60	1	0.06	5.3
110	Science block	Ground floor	Storeroom	60	1	0.06	5.3
111	Science block	Ground floor	Chemical lab	60	1	0.06	5.3
112	Science block	Ground floor	Physics staff room	60	1	0.06	5.3
113	Science block	Ground floor	Chemistry staff room	60	1	0.06	5.3
114	Science block	Ground floor	Physics lab	60	14	0.84	5.3
115	Science block	Ground floor	Storeroom	60	1	0.06	5.3
116	Science block	Ground floor	dark room	60	1	0.06	5.3

S. No	Block Name	Floor	Location	Watts	No of Fans	Load, kW	Operating Hours
117	Science block	Ground floor	Electric Science staff room	60	2	0.12	5.3
118	Science block	Ground floor	Electronic lab	60	12	0.72	5.3
119	Science block	Ground floor	Electronic II-year Classroom	60	6	0.36	5.3
120	Science block	Ground floor	Electronic I year Classroom	60	7	0.42	5.3
121	Science block	Ground floor	Chemistry I year	60	6	0.36	5.3
122	Science block	Ground floor	Physics I year	60	6	0.36	5.3
123	Science block	Ground floor	III-year Electronic Science classroom	60	6	0.36	5.3
124	Science block	Ground floor	III Year Physics classroom	60	5	0.3	5.3
125	Science block	Ground floor	II-year physics	60	6	0.36	5.3
126	Science block	Ground floor	II-year Chemistry Classroom	60	6	0.36	5.3
127	Science block	Ground floor	III-year chemistry Classroom	60	5	0.3	5.3
128	Science block	Ground floor	Electronic III-year Classroom	60	6	0.36	5.3
129	Auditorium	Ground floor	Stage fan	60	6	0.36	4
130	Auditorium	Ground floor	Green room (men)	60	1	0.06	4
131	Auditorium	Ground floor	Green room (women)	60	1	0.06	4
132	Auditorium	Ground floor	Hall area	60	48	2.88	4
133	Cunnan Knowledge centre	First floor	Hall	60	4	0.24	2
134	Shift II Office	Ground floor	Office area	60	11	0.66	8.3
135	Motor room Ground 'A'	Ground Floor	Carpenter room	60	1	0.06	9
136	CRJB - Block	Ground Floor	CRJB-1 _ Computer lab	60	6	0.36	11.5
137	CRJB - Block	Ground Floor	CRJB-2 _ Tamil Department	60	6	0.36	5.5
138	CRJB - Block	Ground Floor	CRJB-3 _ Bell Room	40	1	0.04	5.5
139	CRJB - Block	Ground Floor	CRJB-4 _ UPS Room	60	1	0.06	5.5

S. No	Block Name	Floor	Location	Watts	No of Fans	Load, kW	Operating Hours
140	CRJB - Block	Ground Floor	CRJB-5_ English Department	60	6	0.36	5.5
141	CRJB - Block	Ground Floor	CRJB-6 _ P.C Classroom & Third Year	60	6	0.36	5.5
142	CRJB - Block	Ground Floor	CRJB-7 _ M&W Staff Room	60	3	0.18	5.5
143	CRJB - Block	Ground Floor	CRJB-8 Economic Staff Room	60	2	0.12	5.5
144	CRJB - Block	Ground Floor	CRJB-9 _ NCC Room	60	3	0.18	5.5
145	CRJB - Block	Ground Floor	CRJB-10 _ Placement Cell Room	60	4	0.24	5.5
146	CRJB - Block	Ground Floor	CRJB-11 _ YRC	60	2	0.12	5.5
147	CRJB - Block	Ground Floor	CRJB-12 _ NSS	60	3	0.18	5.5
148	CRJB - Block	Ground Floor	CRJB-13A _ Staff Room & Police Criminology	60	2	0.12	5.5
149	CRJB - Block	Ground Floor	Statics Staff Room	60	4	0.24	5.5
150	CRJB - Block	Ground Floor	Portico	60	12	0.72	4
151	CRJB - Block	First Floor	UPS Gallery Room	60	8	0.48	5.5
152	CRJB - Block	First Floor	CRJB-15 _ Third Year Vis-Com Classroom	60	6	0.36	5.5
153	CRJB - Block	First Floor	CRJB-16 _ Second Year Vis-Com Classroom	60	6	0.36	5.5
154	CRJB - Block	First Floor	CRJB-17 _ First Year Vis-Com Classroom	60	6	0.36	5.5
155	CRJB - Block	First Floor	CRJB-18 _ Plots Graph Room (Celluloid Factory0	60	2	0.12	5.5
156	CRJB - Block	First Floor	CRJB-19 _ Multimedia lab	60	6	0.36	5.5
157	CRJB - Block	First Floor	Multimedia lab UPS Room	60	1	0.06	5.5
158	CRJB - Block	First Floor	PhD - MPhil Research Centre Room	60	2	0.12	5.5
159	CRJB - Block	First Floor	Static Lab	60	4	0.24	5.5
160	CRJB - Block	First Floor	Vis-Com Staff Room	60	3	0.18	5.5
161	CRJB - Block	First Floor	Reacting Room	36	1	0.036	5.5
162	CRJB - Block	First Floor	Television Room	36	2	0.072	5.5
163	CRJB - Block	First Floor	Drawing Hall	36	10	0.36	5.5
164	CRJB - Block	First Floor	UNATA Bharat Room - Viscom	36	1	0.036	5.5

S. No	Block Name	Floor	Location	Watts	No of Fans	Load, kW	Operating Hours
165	CRJB - Block	First Floor	UPS Room	36	1	0.036	5.5
166	CRJB - Block	First Floor	CRJB-26 _ III A/F - 'A'	60	6	0.36	5.5
167	CRJB - Block	First Floor	CRJB-27 _ II A/F - 'B'	60	6	0.36	5.5
168	CRJB - Block	First Floor	CRJB-28 _ II 'A' - A/F	60	6	0.36	5.5
169	CRJB - Block	First Floor	CRJB-29 _ I A/F - 'B'	60	6	0.36	5.5
170	CRJB - Block	Second Floor	CRJB-30 _ I A/F - 'A'	60	6	0.36	5.5
171	CRJB - Block	Second Floor	CRJB-33 _ III A/F - 'B'	60	6	0.36	5.5
172	CRJB - Block	Second Floor	CRJB- A/F Staff Room	60	5	0.3	5.5
173	CRJB - Block	Second Floor	CRJB-32 _ I BBA	60	6	0.36	5.5
174	CRJB - Block	Second Floor	CRJB-36 _ II BBA	60	6	0.36	5.5
175	CRJB - Block	Second Floor	CRJB-35 _ III BBA	60	7	0.42	5.5
176	CRJB - Block	Second Floor	CRJB-34	60	12	0.72	4
177	CRJB - Block	Second Floor	BBA _ Staff Room	36	2	0.072	5.5
178	CCB - Block	Ground Floor	CCB-1 _ Go Room	60	1	0.06	5
179	CCB - Block	Ground Floor	CCB-2 _ Tamil First Year	60	6	0.36	5.5
180	CCB - Block	Ground Floor	CCB-3 _ Tamil Second Year	60	6	0.36	5.5
181	CCB - Block	Ground Floor	CCB-4 _ Tamil Third Year	60	6	0.36	5.5
182	CCB - Block	Star (Ground floor)	CCB-5 _ Research Centre	60	1	0.06	2
183	CCB - Block	First Floor	CCB-6 _ Statics First Year	60	6	0.36	5.5
184	CCB - Block	First Floor	CCB-7 _ Statics Second Year	60	6	0.36	5.5
185	CCB - Block	Second Floor	CCB-8 _ Statics Third Year	60	6	0.36	5.5
186	CCB - Block	Star (Ground floor)	CCB-9 Hick	60	1	0.06	2
187	CCB - Block	Second Floor	CCB-10 _ English First Year Class	60	6	0.36	5.5
188	CCB - Block	Second Floor	CCB-11 _ English Second Year Class	60	6	0.36	5.5
189	CCB - Block	Second Floor	CCB-12 _ English Third Year Class	60	6	0.36	5.5

S. No	Block Name	Floor	Location	Watts	No of Fans	Load, kW	Operating Hours
190	New - block	Ground Floor	Portico	60	8	0.48	5.5
191	Decennial Block	-	Science staff room	60	1	0.06	5.5
192	Decennial Block	-	AI staff room	60	1	0.06	5.5
193	Canteen	-	VIP dining hall	60	6	0.36	5.5
194	Canteen	-	Student dining hall	60	5	0.3	5.5
TOTAL					990	59	5.69

Exhaust Fan:

S. No	Block Name	Floor	Location	No of Fans	Watts	Load, kW	Operating Hours
1	Seethamma Block	Ground Floor	Exhaust Fan	1	90	0.09	5.5
2	Seethamma Block	First Floor	Student Rest room	2	90	0.18	5.5
3	DMB Block	Ground Floor	Boys Restroom	2	90	0.18	5.5
4	DMB Block	First Floor	Staff/ Student Rest room	1	90	0.09	5.5
5	Science block	Ground floor	Chemistry lab	4	90	0.36	5.3
6	Science block	Ground floor	Chemical room	1	60	0.06	5.3
7	CRJB - Block	Ground Floor	CRJB- Block Students Rest Room (Boys)	2	90	0.18	8.5
8	CRJB - Block	First Floor	Ladies Rest Room	2	90	0.18	5.5
9	Cunnan Block	Ground Floor	Rest room_ Men	1	60	0.06	9
10	Cunnan Block	Ground Floor	Rest Room_ Women	1	60	0.06	9
11	Cunnan Block	Ground Floor	Boys Restroom	1	60	0.06	9

Pedestal Fan:

S. No	Block Name	Floor	Location	No of Fans	Watts	Load, kW	Operating Hours
1	CCB - Block	Ground Floor	CCB-1_ Supervisor Room	1	60	0.06	9
2	Cunnan Block	First Floor	Computer Lab	1	90	0.09	3
3	Cunnan Block	First Floor	Commerce Department	1	90	0.09	5
4	Cunnan Block	First Floor	History Department	1	90	0.09	3

Wall Mounted Fan:

S. No	Block Name	Floor	Location	No of Fans	Watts	Load, kW	Operating Hours
1	CRJB - Block	Ground Floor	CRJB-13 _ Telugu	2	180	0.36	5.5
2	CCB - Block	II Floor Staircase	Seetharaman fine arts club	1	90	0.09	2

18.5 WINDOW AIR CONDITIONER DETAILS

The window air conditioner details of the campus are as follows.

Windows AC Details									
S. No	Block Name	Location	Make	TR	Star Rating	Watts	No of AC, s	Load, kW	Operating Hours
1	Seethamma Block (Ground Floor)	Computer Lab	O- General	2	3	3000	2	6	5.5
2	DMB Block (First Floor)	Computer Lab	O- General	2	3	3000	3	9	8.5
3	Cunnan Block (Ground floor)	Director room	O- General	2	5	3000	1	3	8
4	Decennial Block (Second Floor)	Computer lab_ DB_15	Samsung	2	3	3000	4	12	11.3
5	CRJB – Block (Ground floor)	-	Samsung	2	3	3000	2	6	11.5
6	CRJB – Block (First Floor)	-	Samsung	2	3	3000	6	18	5.5
7	CRJB – Block (First Floor)	-	Samsung	2	3	3000	2	6	5.5
TOTAL							20	60	7.97

18.6 SPLIT AIR CONDITIONER DETAILS

The split air conditioner details of the campus are as follows.

Split AC Details									
S. No	Block Name	Location	Make	TR	Star Rating	Watts	No of AC, s	Load, kW	Operating Hours
1	Cunnan Block (Ground floor)	Board room	O-General	2	5	1000	2	6	4
2	Cunnan Block (Ground floor)	Principal	Daikin	2	5	1000	1	3	8
3	Cunnan Block (Ground floor)	Conference room	Daikin	2	5	1000	6	18	4
4	Cunnan Block (First Floor)	Computer Lab	Onida	2	3	3000	4	12	6
5	Auditorium (Ground floor)	Stage	Dykin	2	3	3000	6	18	4
6	Auditorium (Ground floor)	Green room (men)	Dykin	1	3	1500	1	1.5	4
7	Auditorium (Ground floor)	Green room (Women)	Dykin	1	3	1500	1	1.5	4
8	Cunnan Knowledge centre (First Floor)	Hall	Samsung	2	3	3000	2	6	4
9	CRJB – Block (Ground floor)	-	Samsung	1.5	3	2500	1	2.5	11.5
10	CRJB – Block (First Floor)	-	-	2	3	3000	2	6	5.5
11	CRJB – Block (First Floor)	-	Samsung	2	3	3000	1	3	5.5
12	CRJB – Block (First Floor)	-	-	2	3	3000	1	3	5.5
13	CRJB – Block (First Floor)	-	Samsung	2	3	3000	1	3	5.5
14	CRJB – Block (First Floor)	-	-	2	3	3000	1	3	5.5
15	CRJB – Block (First Floor)	-	-	2	3	3000	2	6	5.5
16	CRJB – Block (First Floor)	-	Dykin	2	3	3000	6	18	4
TOTAL							38	110.5	5.41

18.7 OTHER INVENTORY DETAILS

S. No	Block Name	Location	wattage	No of Items	Load, kW
1	DMB Block	Computer Staff Room AVO	90	1	0.1
2	DMB Block	II Year M.A Economics	1000	1	1.0
3	DMB Block	II Year M.A Tamil	1000	1	1.0
4	DMB Block	Ph.D. Research Commerce	1000	1	1.0
5	DMB Block	I Year M.A Tamil	1000	1	1.0
6	DMB Block	III Year ISM	1000	1	1.0
7	DMB Block	Library Plan to Copy Machine	1000	1	1.0
8	DMB Block	CCTV Camera DVR Unit	2000	1	2.0
9	DMB Block	UPS 5kVA with batteries	5000	1	5.0
10	DMB Block	System & Printer	1000	3	3.0
11	DMB Block	III BSc Computer Science - 'B'	1000	1	1.0
12	DMB Block	Computer Lab	1000	1	1.0
13	DMB Block	CCTV Camera DVR Unit	1000	1	1.0
14	DMB Block	UPS 10/15kVA with (40) batteries	25000	1	25.0
15	DMB Block	Computer staff Room AVO	90	1	0.1
16	DMB Block	MSW (Medical Optional)	90	1	0.1
17	DMB Block	III Year Maths	1000	1	1.0
18	DMB Block	Maths staff room AVO	90	1	0.1
19	DMB Block	Water Cooler (200 Litre)	1000	1	1.0
20	DMB Block	Water Cooler (200 Litre)	1000	1	1.0
21	DMB Block	Bore well Motor 1HP	746	1	0.7
22	Science Block	Chemistry lab (Ketel (100)) (Distil Water)	1000	1	1.0
23	Science Block	Chemistry lab (Hot air oven)	3000	1	3.0
24	Science Block	Chemistry lab (Bore well Motor - 1.5 HP)	1119	1	1.1
25	Science Block	Chemistry lab (CCTV Camera)	1000	1	1.0
26	Science Block	Chemistry lab (Box Phone)	500	1	0.5
27	Science Block	Chemistry lab (V com Motor)	180	1	0.2
28	Science Block	Physics lab (Sodium Vapour lamp (2x70))	140	2	0.3
29	Science Block	Physics lab (System)	100	1	0.1
30	Science Block	Electronic Science III Year class (Projector)	1000	1	1.0
31	Cunnan Auditorium	Drinking Water cooler-200Litres (Cold)	2000	2	4.0
32	Cunnan Auditorium	Drinking Water -200Litres (Hot)	2000	1	2.0
33	Cunnan Auditorium	Cunnan Knowledge centre (Projector)	1000	1	1.0
34	Cunnan Auditorium	Cunnan Knowledge centre (System)	250	1	0.3
35	Cunnan Auditorium	Cunnan Knowledge centre (Monitored screen)	100	1	0.1
36	Cunnan Auditorium	Cunnan Auditorium (Speaker + Amplifier+ Yonocab - Mixer)	5000	17	85.0

S. No	Block Name	Location	wattage	No of Items	Load, kW
37	Cunnan Auditorium	Cunnan Auditorium (Lenovo stabilizer)	5000	1	5.0
38	Cunnan Auditorium	Cunnan Auditorium (Motorized Room)	250	1	0.3
39	Cunnan Auditorium	Cunnan Auditorium (Projector)	1000	1	1.0
40	Cunnan Auditorium	Office shift-II (UPS & Batteries)	15000	23	345.0
41	Cunnan Auditorium	Office shift-II (UPS Lighting)	2000	3	6.0
42	Cunnan Auditorium	Office shift-II (Telephone Trade)	5000	1	5.0
43	Cunnan Auditorium	Office shift-II (RO Water)	250	1	0.3
44	Cunnan Block	Shift-I Cunnan Block_ CB-1 (DVD-CCTV)	2000	1	2.0
45	Cunnan Block	Shift-I Cunnan Block_ CB-1 (Internet box)	1000	1	1.0
46	Cunnan Block	Shift-I Cunnan Block_ CB-1 (RO Water)	250	1	0.3
47	Cunnan Block	Shift-I Cunnan Block_ CB-1 (System)	700	7	4.9
48	Cunnan Block	Shift-I Cunnan Block_ CB-1 (photography machine & servo stabilizer)	1000	1	1.0
49	Cunnan Block	Principal mam cabin_ CB-2 (LED TV)	90	1	0.1
50	Cunnan Block	Principal mam cabin_ CB-2 (Bridge)	250	1	0.3
51	Cunnan Block	Principal mam cabin_ CB-2 (Audio set & Amplifier)	1000	1	1.0
52	Cunnan Block	Principal mam cabin_ CB-2 (Invertor)	2000	1	2.0
53	Cunnan Block	Board Room_ CBB (UPS & Batteries)	2000	4	8.0
54	Cunnan Block	Board Room_ CBB (Projector)	1000	1	1.0
55	Cunnan Block	Board Room_ CBB (Motor screen)	250	1	0.3
56	Cunnan Block	Board Room_ CBB (Amplifier set)	250	1	0.3
57	Cunnan Block	Conference hall (Projector)	1000	1	1.0
58	Cunnan Block	Conference hall (Motorized screen)	250	1	0.3
59	Cunnan Block	Conference hall (Amplifier)	2000	1	2.0
60	Cunnan Block	Dining hall_ CB-9 (Projector)	1000	1	1.0
61	Cunnan Block	Dining hall_ CB-9 (Motorized screen)	250	1	0.3
62	Cunnan Block	I st Floor staff room_ CB-20 (RO water)	250	1	0.3
63	Cunnan Block	I st Floor staff room_ CB-31 (RO water)	250	1	0.3
64	Cunnan Block	I st Floor Computer lab (UPS & Batteries)	15000	1	15.0
65	Cunnan Block	I st Floor Computer lab (Computer)	3000	1	3.0
66	Cunnan Block	I st Floor Computer lab (Projector)	1000	1	1.0
67	Cunnan Block	Conference Hall_2 (Projector)	1000	1	1.0
68	Cunnan Block	Conference Hall_2 (Motorized screen)	250	1	0.3
69	Cunnan Block	Conference Hall_2 (Amplifier)	250	1	0.3
70	Cunnan Block	Conference Hall_2 (Podium)	250	1	0.3
71	CCB Block	CCB-4_ III-year Tamil Classroom (Ceiling projector)	1000	1	1.0

S. No	Block Name	Location	wattage	No of Items	Load, kW
72	CCB Block	CCB-8_ III-year Statistic Classroom (Ceiling projector)	1000	1	1.0
73	CCB Block	CCB-12_ III-year English Classroom (Ceiling projector)	1000	1	1.0
74	CCB Block	Temple (LED)	20	4	0.1
75	CCB Block	Waiting hall (Ceiling fan)	60	4	0.2
76	CCB Block	Waiting hall (Tube Light)	36	6	0.2
77	CCB Block	Waiting hall-Rest-1 (Tube Light)	36	2	0.1
78	CCB Block	Waiting hall-Rest-1 (CFL)	11	1	0.0
79	CCB Block	Waiting hall-Rest-2 (Vending Machine)	2000	1	2.0
80	CCB Block	Waiting hall-Rest-2 (CFL)	11	1	0.0
81	CCB Block	Waiting hall-Rest-2 (Tube Light)	36	2	0.1
82	CCB Block	Waiting hall-Rest-2 (Exhaust fan)	90	2	0.2
83	CCB Block	Storeroom (Pedestal fan)	90	1	0.1
84	CCB Block	Storeroom (Tube Light)	36	2	0.1
85	CCB Block	Aavin (Tube Light)	36	2	0.1
86	CCB Block	Aavin (Fan)	60	1	0.1
87	CCB Block	Aavin (cooler)	1000	2	2.0
88	CCB Block	Aavin (Xerox Machine)	1000	1	1.0
89	CCB Block	Canteen_ Dining Area (centre) - (Ceiling fan)	60	7	0.4
90	CCB Block	Canteen_ Dining Area (centre) - (Tube light)	36	4	0.1
91	CCB Block	Canteen_ Dining Area (centre) - (LED Tube light)	20	1	0.0
92	CCB Block	Canteen_ Dining Area (centre) - (Bore well motor)	746	1	0.7
93	CCB Block	Canteen_ Dining Hall Men/Women (Ceiling fan)	30	5	0.2
94	CCB Block	Canteen_ Dining Hall Men/Women (Tube Light)	36	7	0.3
95	CCB Block	Canteen_ Kitchen service Area (CFL 36w)	36	14	0.5
96	CCB Block	Canteen_ Kitchen Area (LED Tube light)	20	2	0.0
97	CCB Block	Canteen_ Kitchen Area (Exhaust 3 phase motor 2HP)	2000	1	2.0
98	CCB Block	Canteen_ Kitchen Area (Wet grinder)	1000	1	1.0
99	CCB Block	Canteen_ Kitchen Area (Mixie)	750	1	0.8
Total				202	574

19.0 EXECUTIVE SUMMARY

S. No	Energy Efficiency Measures	Estimate annual Energy Savings, kWh/Annum	Estimated Investment, INR	Monetary Savings, INR	payback Period, Years	Emission Reduction, t CO2/Annum
1	Replace existing Tube light to LED Tube Light	9,185	291,600	83,909	3	6.5
2	Replace existing Conventional fan to BLDC Fan	31,185	3,960,000	284,875	14	22.1
3	Replace existing 2 TR Window AC to 2 TR 5 -Star Invertor Split AC	14,400	1,140,000	131,544	9	10.2
4	Replace existing 2 TR Split AC to 2 TR 5 -Star Invertor Split AC	11,600	1,653,000	105,966	16	8.2
		66,370	7,044,600	606,294	10	47.1

Annual Electrical Energy consumption, kWh/Annum	164,605
Annual Electrical Energy Savings, kWh/Annum	66370
Electrical Energy Savings, %	40.3

20.0 ENERGY CONSERVATIVE MEASURES

20.1 Replace existing Tube light to LED Tube Light

Observation:

During audit it was observed that tube lights were used for illumination.

Recommendation:

It is recommended to replace tube lights with LED lights for better lumens and to lower the power consumption. Estimated power savings as follows.

Estimated savings:

Replace existing Tube light to LED Tube Light		
Description	Units	Values
Quantity of existing Tube light	Nos	486
Wattage of Tube light	W	36
Present operating hours	Hours/Annum	1,050
Average unit cost	INR/kWh	9.14
Energy Consumption by existing Tube light	kWh/Annum	18,371
Wattage of LED Tube Light	W	18
Energy Consumption by LED Tube Light	kWh/Annum	9,185
Cost of one LED Tube Light	INR	600
Energy savings	kWh/Annum	9,185
Cost Savings	INR/Annum	83,909
Investment	INR	291,600
Payback Period	Years	3

20.2 Replace existing Conventional fan to BLDC Fan

Observation:

During audit it was observed that conventional ceiling fans were used for ventilation purposes.

Recommendation:

It is recommended to replace those conventional ceiling fans with Energy efficient BLDC fans to observe the following energy savings. The conventional fan electrical consumption is 50% higher than BLDC fan.

Estimated Savings:

Replace existing Conventional fan to BLDC Fan		
Description	Units	Values
Quantity of existing Conventional fan	Nos	990
Wattage of Conventional fan	W	60
Present operating hours	Hours/Annum	1,050
Average unit cost	INR/kWh	9.14
Energy Consumption by existing Conventional fan	kWh/Annum	62,370
Wattage of BLDC Fan	W	30
Energy Consumption by BLDC Fan	kWh/Annum	31,185
Cost of one BLDC Fan	INR	4,000
Energy savings	kWh/Annum	31,185
Cost Savings	INR/Annum	284,875
Investment	INR	3,960,000
Payback Period	Years	14

20.3 Replace existing 2 TR Window AC to 2 TR 5 -Star Invertor Split AC

Observation:

During audit it was observed window air Conditioners that were used for ventilation purposes.

Recommendation:

It is recommended to replace window Air Conditioners with energy efficient Air Conditioners to observe the following energy savings. The window AC power consumption is higher than 2 TR 5-star inverter split AC.

Estimated Savings:

Replace existing 2 TR Window AC to 2 TR 5 -Star Invertor Split AC		
Description	Units	Values
Total Number of AC's	Nos	20
Wattage of Old AC's	W	3000
Average unit cost	INR/kWh	9.14
Energy Consumption by existing AC's	kWh/Annum	24,000
Wattage of 5 - star Invertor AC	W	1,200
Energy Consumption by 5 - star Invertor AC	kWh/Annum	9,600
Cost of one 5 - star Invertor AC	INR	57,000
Energy savings	kWh/Annum	14,400
Cost Savings	INR/Annum	131,544
Investment	INR	1,140,000
Payback Period	Years	9

20.4 Replace existing 2 TR Split AC to 2 TR 5 -Star Invertor Split AC

Observation:

During audit it was observed 3-star Air Conditioners that were used for ventilation purposes.

Recommendation:

It is recommended to replace those Air Conditioners with energy efficient Air Conditioners to observe the following energy savings. The 2 TR old split AC power consumption is higher than 2 TR 5-star inverter split AC.

Estimated Savings:

Replace existing 2 TR Split AC to 2 TR 5 -Star Invertor Split AC		
Description	Units	Values
Total Number of AC's	Nos	29
Wattage of Old AC's	W	2200
Running hours	hours/day	4
Total working days (Approx)	days/Annum	100
Average unit cost	INR/kWh	9.14
Energy Consumption by existing AC's	kWh/Annum	25,520
Wattage of 5 - star Invertor AC	W	1,200
Energy Consumption by 5 - star Invertor AC	kWh/Annum	13,920
Cost of one 5 - star Invertor AC	INR	57,000
Energy savings	kWh/Annum	11,600
Cost Savings	INR/Annum	105,966
Investment	INR	1,653,000
Payback Period	Years	16


21.0 ALTERNATE SOURCES OF ENERGY

21.1 SOLAR ENERGY

Solar panel survey has been carried out and details as follows:


Name of the block	Cunnan Ruby Jubilee Block
No of panels	95
Wattage of each panel, W	320
Total Capacity, kW	30.4
Availability of Net Metering	No

Observation:

S. No	Location	Visual Images	Remarks	Recommendations
1	Cunnan Ruby Jubilee Block		Panel found damaged.	It is recommended to replace the damaged one with new.


Name of the block	Decennial Block
No of panels	26
Wattage of each panel, W	240
Total Capacity, kW	6.24
Availability of Net Metering	Yes

Observations:

S. No	Location	Visual Images	Remarks	Recommendations
1	Decennial Block		The solar panels are currently in a dusty condition.	It is recommended to regularly clean the solar panels to ensure optimal efficiency and performance.


Name of the block		Cunnan Block
No of panels		39
Wattage of each panel, W		255
Total Capacity, kW		10
Availability of Net Metering		Yes


Observations:


S. No	Location	Visual Images	Remarks	Recommendations
1	Cunnan Block		The solar panels are currently in a dusty condition.	It is recommended to regularly clean the solar panels to ensure optimal efficiency and performance.


22.0 IMPLEMENTED ACTIVITIES OF 2023- 2024



ACTIVITIES OF 2023- 2024


S.NO	DATE	NAME OF THE PROGRAMME	MEMBERS PRESENT	PARTICULARS
1	22.06.2023	Orientation	Dr.S. MURUGESAN Convener Nature Club Members & Volunteers	<ul style="list-style-type: none"> ➤ Orientation of the club done under the Convener of Nature Club (Eco Club) with club members and volunteers. ➤ Roles and responsibilities of the club have been instructed by the convener in the meeting. ➤ Enrollment of students for various projects have been done. 


S.NO	DATE	NAME OF THE PROGRAMME	MEMBERS PRESENT	PARTICULARS
2	14.08.2023	Campus Maintenance (Waiting Lounge)	Nature Club (ECO Club) Members & Volunteers	<ul style="list-style-type: none"> ➤ Maintenance of campus done under the Project head C. Gowtham with his team members in the waiting lounge. ➤ Places are swept neatly and trees are watered properly. 

S.NO	DATE	NAME OF THE PROGRAMME	MEMBERS PRESENT	PARTICULARS
3	08.09.2023	Sapling Donation Project	<p>Dr. N. RAJENDRAN NAIDU Director</p> <p>Dr. K. SRIDHAR Co-Ordinator – IQAC</p> <p>Dr.S.MURUGESAN Convener</p> <p>EXODUS EXPEDITION & Nature Club (ECO Club) Members & Volunteers</p>	<ul style="list-style-type: none"> ➤ CEO of Exodus Expedition voluntarily donated number of saplings to our College to make our campus more greenery. ➤ Each volunteer has been assigned a sapling to take care of that one. ➤ Volunteers are advised to water the saplings regularly. 

S.NO	DATE	NAME OF THE PROGRAMME	MEMBERS PRESENT	PARTICULARS
4	01.10.2023	Panai Plantation	<p>Dr.S.MURUGESAN Convener</p> <p>&</p> <p>Nature Club (ECO Club) Members</p>	<p>Tamil Nadu Palmyra Tree Association members, Green Neeta Environment Organization with volunteers decided to plant One crore Panai vidhai in 14 districts and they successfully completed it.</p> <p>Nature club members and volunteers were certified for their work by Minister for Environment and Climate change, Government of Tamil Nadu.</p> 

S.NO	DATE	NAME OF THE PROGRAMME	MEMBERS PRESENT	PARTICULARS
5	01.10.2023	Panai Plantation	<p>Dr.S.MURUGESAN Convener</p> <p>&</p> <p>Nature Club (ECO Club) Members & Volunteers</p>	<ul style="list-style-type: none"> ➤ Tamil Nadu Palmyra Tree Association members, Green Neeta Environment Organization with volunteers decided to plant One crore Panai vidhai in 14 districts and they successfully completed it. ➤ Our Nature club members and volunteers were certified for their work by Minister for Environment and Climate change, Government of Tamil Nadu. ➤ Our Volunteers took active participation in this event in various beaches. <div style="display: flex; justify-content: space-around;">   </div>

S.NO	DATE	NAME OF THE PROGRAMME	MEMBERS PRESENT	PARTICULARS
6	08.03.2024	Flower sapling Plantation in Temple Area	<p>Dr. G. KALVIKKARASI Principal</p> <p>Dr. S. MURUGESAN Convener</p> <p>&</p> <p>Nature Club (ECO Club) Members & Volunteers</p>	<p>Flower plants are planted in the temple area to beautify the temple with flowers.</p> <p>With our Principal's support, few plants were planted and each girl volunteer is advised to take good care of plants.</p> <p>Volunteers were encouraged to water it regularly.</p> 


S.NO	DATE	NAME OF THE PROGRAMME	MEMBERS PRESENT	PARTICULARS
7	25.03.2024	Awareness program on "Organic Livelihood"	<p>Chief Guest: Dr.K.MANIVANNAN Founder & Chairman, Reshma Foundation Dr. G. KALVIKKARASI Principal Dr. S. MURUGESAN Convener</p> <p>&</p> <p>Nature Club (ECO Club) Members & Volunteers</p>	<p>Chief Guest gave an awareness speech on "Organic Livelihood". He gave awareness regarding the manure we give for plants. His speech was inspiring and advised our nature club volunteers to take care of plants and tree they plant in college. He also insisted to give organic waste to plants which is good for the future life.</p> 

S.NO	DATE	NAME OF THE PROGRAMME	MEMBERS PRESENT	PARTICULARS
8	28.03.2024	Field visit to Kanchipuram district, Organic Farm	<p>Dr. S. MURUGESAN Convener</p> <p>Mr. Gokul, Field organiser</p> <p>&</p> <p>Nature Club (ECO Club) Members & Volunteers</p>	<p>Nature club volunteers visited an organic farm in Kanchipuram for a field visit.</p> <p>Mr.Gokul gave a brief explanation on organic farming.</p> <p>He explained our volunteers about the need for organic farming and its benefits.</p> <p>Volunteers experienced the field work by knowing the depth of pit for a seed to be sown.</p>



23.0 ACCREDITED ENERGY AUDITOR CERTIFICATES

	BUREAU OF ENERGY EFFICIENCY		
	Examination Registration No. :	EA-3201	
	Accreditation Registration No.	AEA-0023	
<h3>Certificate of Accreditation</h3>			
<p>This is to certify that Mr./Ms. E. Senthikumar having its trade/registered office at Chennai has been given accreditation as accredited energy auditor. The certificate shall be effective from 26th day of February 2013</p>			
<p>The certificate is subject to the provisions of the Bureau of Energy Efficiency (Qualifications for Accredited Energy Auditors and Maintenance of their List) Regulations, 2010.</p>			
<p>This certificate shall be valid until it is cancelled under regulation 9 of the Bureau of Energy Efficiency (Qualifications for Accredited Energy Auditors and Maintenance of their List) Regulations, 2010</p>			
<p>On cancellation, the certificate of accreditation shall be surrendered to the Bureau within fifteen days from the date of receipt of order of cancellation.</p>			
<p>Your name has been entered at AEA No. 0023 ... in the register of list of accredited energy auditors. Your name shall be liable to be struck out on the grounds specified in regulation 8 of the Bureau of Energy Efficiency (Qualifications for Accredited Energy Auditors and Maintenance of their List) Regulations, 2010.</p>			
<p>Given under the seal of the Bureau of Energy Efficiency, Ministry of Power, this 26th day of May 2014</p>			
			 Secretary, Bureau of Energy Efficiency New Delhi



In association with

THIS IS TO CERTIFY THAT

B. Senthil Kumar

has successfully completed a course approved by the
Institute of Environmental Management & Assessment in

ADVANCED EMS AUDITOR
(ISO 14001:2004)
(achieving an overall mark of 75%)

13th to 17th October 2008

iqms
Business & Innovation Centre
Sunderland • SR5 2TA • UK
Tel: +44 (0)870 8708188
Fax: +44 (0)870 8708199
email: enquiries@iqms.co.uk
Web: www.iqms.co.uk

Swiso India Private Limited
507 Pragati Tower • 26 Rajendra Place
New Delhi • 110 008 • (India)
Tel: +91-11-41539720
Fax: +91-11-41539721
email: info@swisoindia.com
Web: www.swisoindia.com

Signed for iqms

Signed for Swiso India Private Limited

IQ – EMS42357

CERTIFICATE NUMBER

iqms Course No: IQM/EMS4/07/308/UK approved by IEMA



CERTIFICATE

SGS Taiwan GHG Group

This to certify that

B SENTHIL KUMAR

has successfully passed the course assessment and examination for


ISO14064:2006 GHG Inventory and Verification

Held on: 2nd-4th March 2009
Location: Gurgaon, India


Richard Huang
Technical Manager
SGS Taiwan GHG Group

TW-I-0082

Certificate Number



SGS United Kingdom Limited
Climate Change Programme



Certificate of Compliance

This is to certify that

NIN Energy India Private Limited

JUSA Complex, New No 47, Old No 21/2, Ponniamman Koil Street, Kottur,
Chennai - 600085 (Tamil Nadu), India.

has been assessed by RSI and found to comply with the requirements of

ISO/IEC 17020:2012

Operation of various types of bodies performing inspection - Requirements

for the following activities:

Mandatory Energy Audit, Environment Audit, Green Audit, PAT Measurement and Verification (M&V), Power Quality Audit, Infrared Thermography, Electrical Safety Audit, Energy Management Training, Energy Management System, Measurement & Verification, Green Building Services, Renewable Energy Services, Carbon Foot Printing and Water Audit

Certificaat Nummer / Certificate No. : IE-BV-2207-5410

Datum Van Publicatie / Date of Issue : 27/07/2022
Vervaldatum / Date of Expiry : 26/07/2025
1st Annual surveillance audit due on : 26/06/2023
IInd Annual surveillance audit due on : 26/06/2024

Royal Stancert B.V.

Federatieve Beoordelingen - Wereldwijde Beoordelingen
Certificaat Nummer / Certificate No. : Q-xx-xxxx-xxxxxx

Regd. Office - Joop Geesinkweg 701, 1114 AB Amsterdam, The Netherlands.
(KvK-Nummer 71431802 / RSIN 858713159 - Rechtsvorm - Besloten Vennootschap).

This certificate remains the property of Royal Stancert B.V. and must be returned whenever demanded.
The validity of this certificate can be verified at <http://www.royalstancert.org>. Royal Stancert B.V. is an independent system, product and personal assessment body accredited by Global Euro Accreditation Centre, Georgia. (GCTN - 654). Email: info@royalstancert.org

Director (Certification)



PAC-GEAC-1506-299